



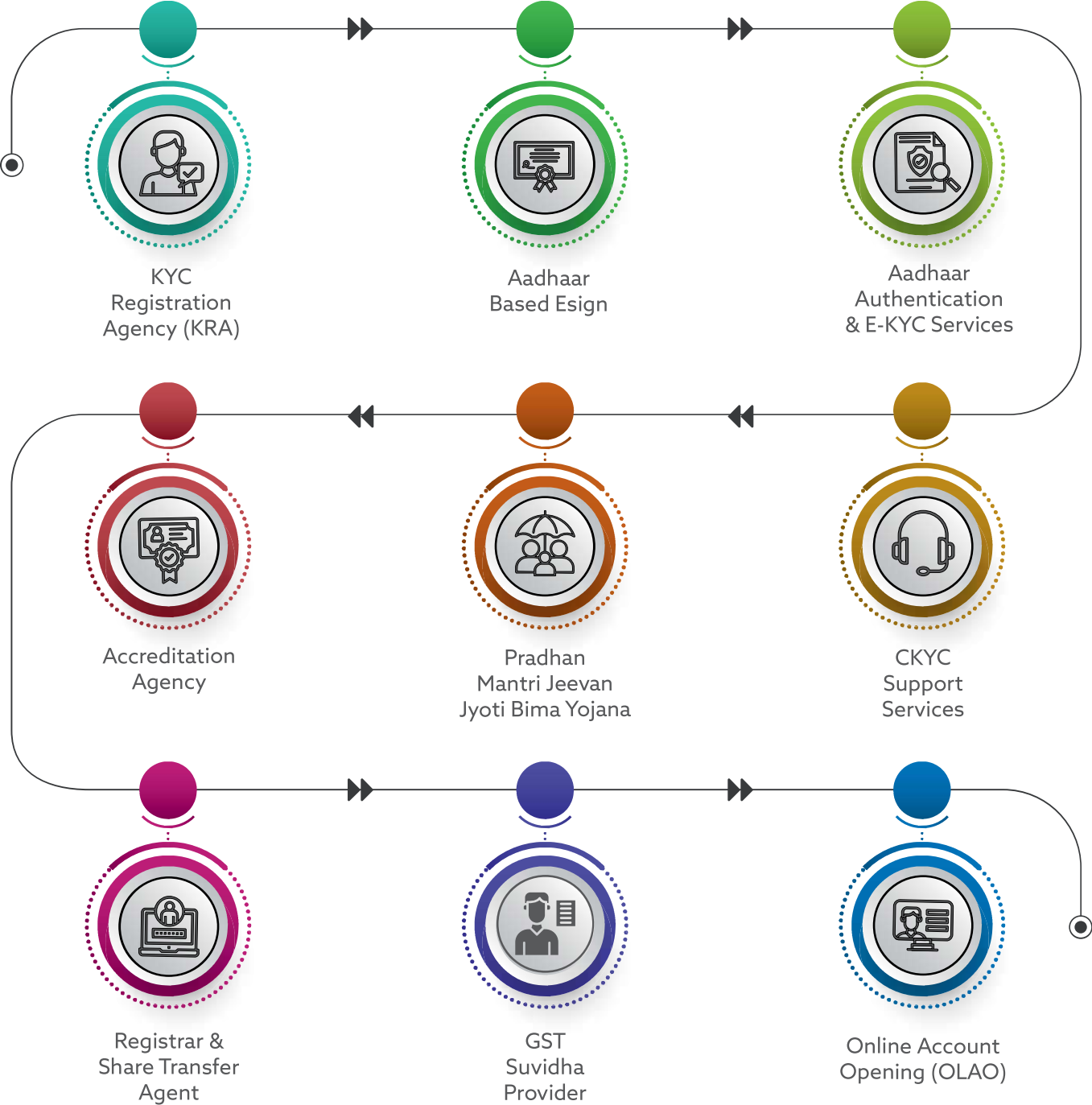
# CDSL Ventures Limited

... exploring new horizons

## 20<sup>TH</sup> ANNUAL REPORT 2025-26



# CVL Services





# Content

1	Message from Chairman	4
2	Message from Managing Director & CEO	5
3	Key Operating Metrics	6
4	Management Details	9
5	Corporate Information	10
6	Director's Report	11
7	Independent Auditors Report	32
8	Financials for FY 2025-26	42

# Message from Chairman



**Dear Shareholders,**

It gives me immense pleasure to present CDSL Ventures Limited (CVL/ the Company) Annual Report for FY 2025-26. I extend my heartfelt gratitude to each of you for placing your trust in our long-term vision. Your unwavering support inspires us to pursue new opportunities and accelerate our journey of growth and transformation.

During the financial year under review, we achieved significant progress in strengthening our position as a trusted KYC Registration Agency. Crossing the landmark of 100 million KYC records, we became the first KRA in the country to reach this milestone – further enabling secure and efficient financial ecosystem services. As regulatory expectations continue to evolve and digital adoption accelerates across the financial services sector, we have remained focused on delivering robust, compliant, and technology-driven solutions.

Another, key milestone during the year was the establishment of our branch office in the International Financial Services Centre (IFSC) at GIFT City. We are pleased to inform that the Company has been registered as a KYC Registration Agency in the IFSC in February 2026. This strategic expansion marks an important step towards tapping global

opportunities and supporting international financial market participants with our expertise and infrastructure.

The Company continued to play a pivotal role in facilitating Central KYC (CKYC) compliance by supporting intermediaries in uploading KYC records to the Central Registry of Securitisation Asset Reconstruction and Security Interest of India (CERSAI). Our efforts in enhancing system efficiency and ensuring seamless integration have contributed to improved data quality and regulatory compliance across the ecosystem.

We further strengthened our service offerings by expanding our Aadhaar-based eKYC services to Sub-KUA entities, primarily comprising entities registered with the Securities and Exchange Board of India. In addition, our Aadhaar-based eSign services have enabled secure and paperless documentation, fostering convenience and operational efficiency for our clients.

The Company continued to diversify its service portfolio through Registrar and Transfer Agent services, GST Suvidha Provider services, and processing of investor refund payments. We also supported social security initiatives through the maintenance of a claim repository and deduplication activities under the Pradhan Mantri Jeevan Jyoti Bima Yojana scheme, thereby contributing to the integrity and transparency of the system.

Our platform-driven approach has enabled depository participants and broking entities to onboard clients efficiently, facilitating seamless account opening for trading and investment purposes. Furthermore, as an Accreditation Agency, we have strengthened our integration with Market Infrastructure Institutions to enable real-time sharing of KYC status, thereby enhancing regulatory oversight and transparency in the financial system.

Looking ahead, we remain committed to innovation, regulatory alignment, and operational excellence. We will continue to invest in technology, enhance cybersecurity measures, and expand our service capabilities to meet the dynamic needs of the financial ecosystem. Our focus will remain on delivering value to stakeholders while upholding the highest standards of governance and compliance.

I would like to place on record my sincere appreciation for the guidance provided by my colleagues on the Board and the dedication demonstrated by our employees. I also thank regulators, clients, and business partners for their continued cooperation and support.

With a strong foundation and a clear vision, we are confident of sustaining our growth momentum and creating long-term value for all stakeholders.

**Warm Regards,**

**R. K. Kakkar  
Chairman**

# Message from Managing Director & CEO



It is with great honour and humility that I share my thoughts with you on my reappointment as the Managing Director & CEO of CDSL Ventures Limited for another term of three years, effective May 1, 2026. I am deeply grateful to the CDSL & CVL Board, our stakeholders and our dedicated team for the trust and confidence reposed in me.

Over the past years, CDSL Ventures has consistently upheld its commitment to innovation, transparency and excellence in service delivery. We have strengthened our role as a trusted partner in India's financial ecosystem, ensuring that our operations remain robust, compliant, and forward-looking. Our focus on digital transformation, customer-centric solutions, and sustainable practices has enabled us to adapt to evolving market dynamics while maintaining the highest standards of governance.

I am proud to share that during this journey, CVL achieved a significant industry milestone by crossing 100 million KYC records, becoming the first KRA in the country to attain this landmark. This achievement reflects the strong trust placed in us by market participants and our unwavering commitment to building a trusted and secure KYC infrastructure.

In line with our commitment to enhancing investor convenience and security, CVL introduced a KYC Freeze Facility, enabling investors to freeze their KYC records; and unfreeze the same only when they wish to make any modifications. This initiative adds an important layer of control for the investor on their KYC information.

During FY2026, CVL successfully activated its 1<sup>st</sup> Sub-KUA, enabling intermediaries to validate KYC records on the KRA platform almost in real time, thereby enhancing efficiency and reducing turnaround times across the ecosystem. Additionally, CVL received its ASA/KSA approval from UIDAI, marking a significant step forward in expanding our digital authentication capabilities. CVL also had the distinction of being the 1<sup>st</sup> KRA to register in IFSC GIFT City, reinforcing its leadership in the industry. We are in the process of going live with these services shortly, which will further strengthen our offerings in identity verification and authentication.

As we embark on this new chapter, my vision is to further consolidate our leadership position by:

- Enhancing technology-driven solutions, including the strategic adoption of Artificial Intelligence to deliver smarter, faster and more secure services for investors and intermediaries.
- Strengthening risk management and compliance frameworks to ensure resilience and trust.
- Building a culture of innovation and collaboration that empowers our people and stakeholders alike to foster greater financial inclusion.

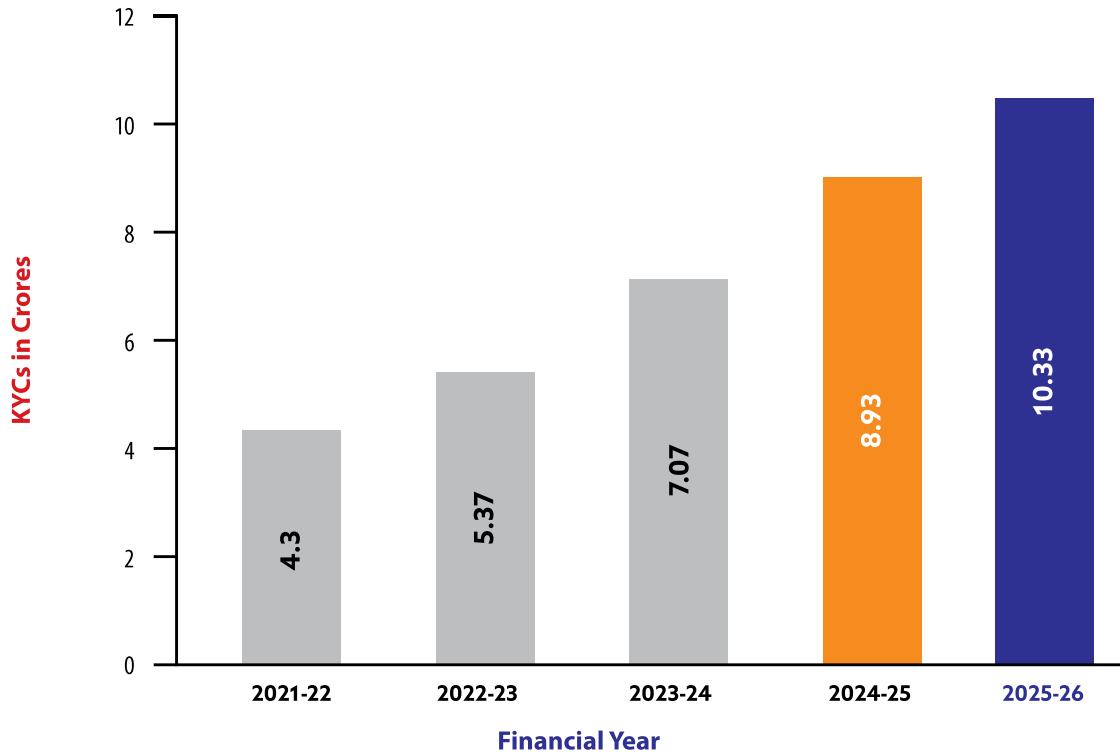
Artificial Intelligence will play a pivotal role in our innovation journey, helping us analyse data more effectively, personalize services, and automate processes with precision. By harnessing AI responsibly, we aim to improve efficiency, transparency, compliance and customer experience.

The coming years will be pivotal in shaping the future of financial services in India. At CDSL Ventures, we remain steadfast in our mission to contribute meaningfully to this transformation. With the collective efforts of our talented team and the continued support of our stakeholders, I am confident that we will achieve new milestones and create enduring value.

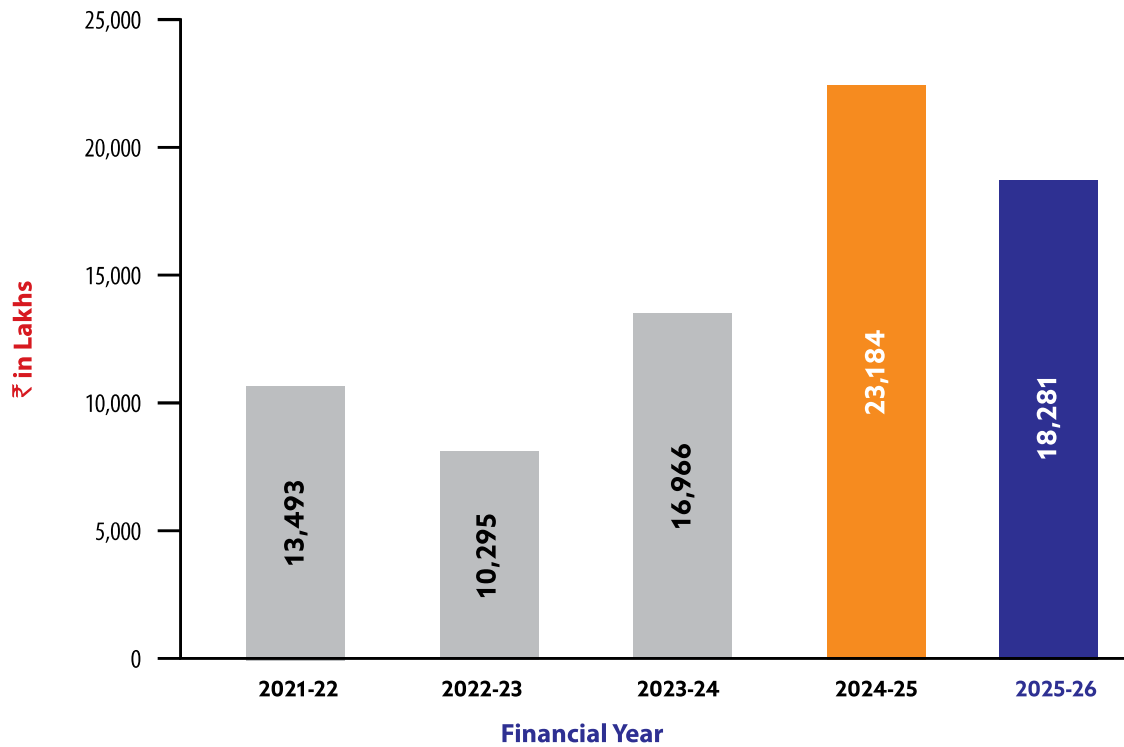
**Sunil Alvares**  
Managing Director & CEO

# Key Operating Metrics/Charts

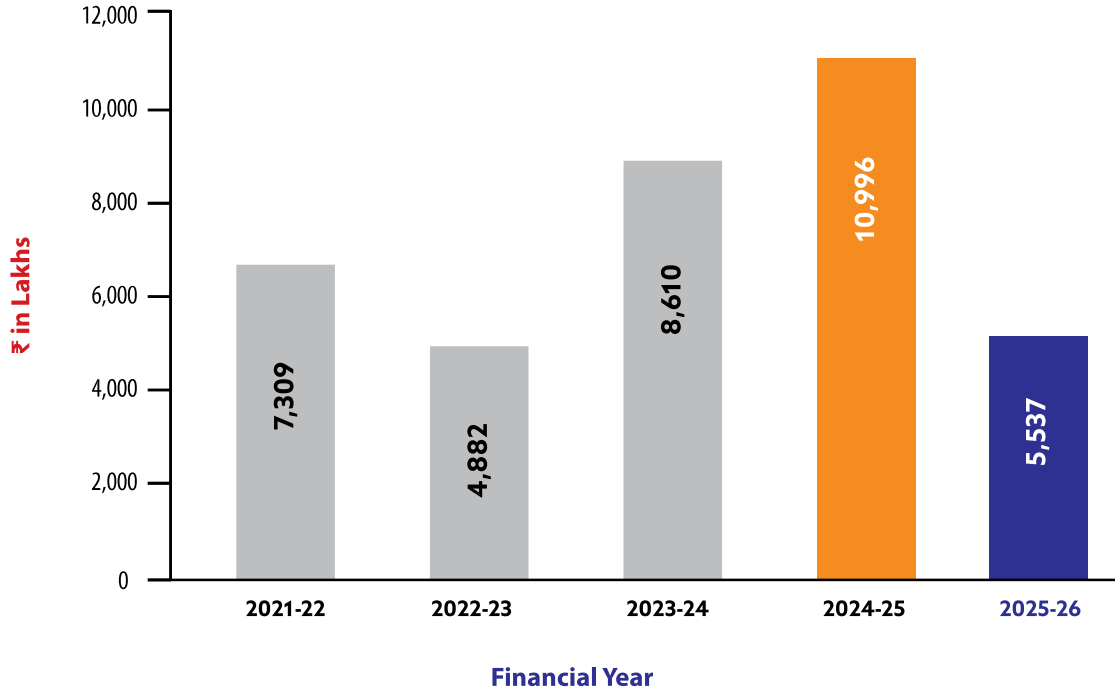
TOTAL KYC RECORDS



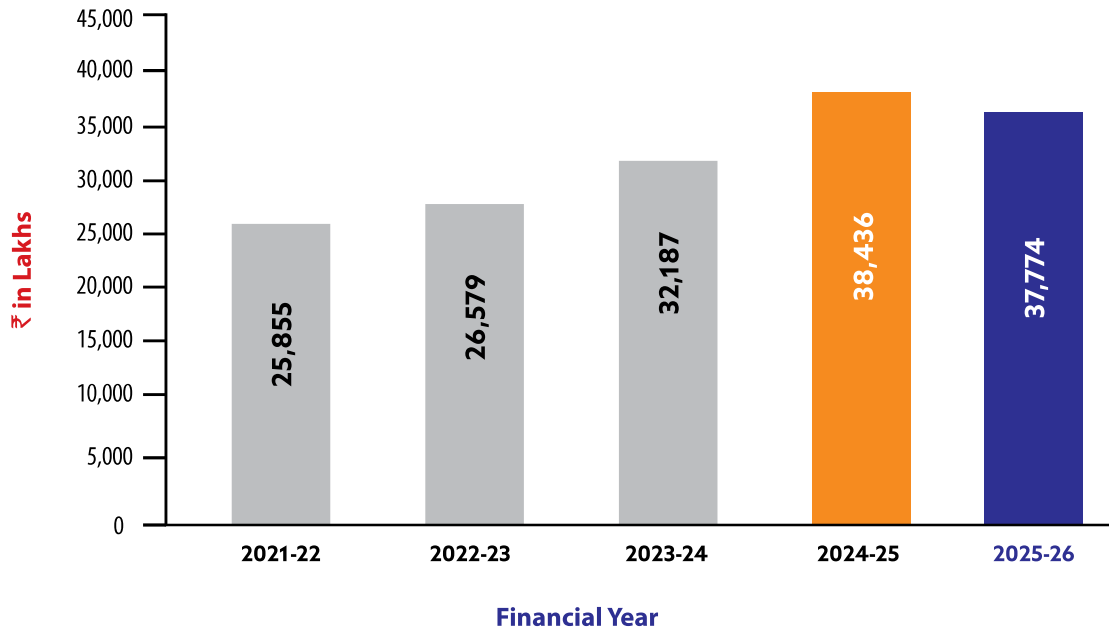
OPERATIONAL INCOME



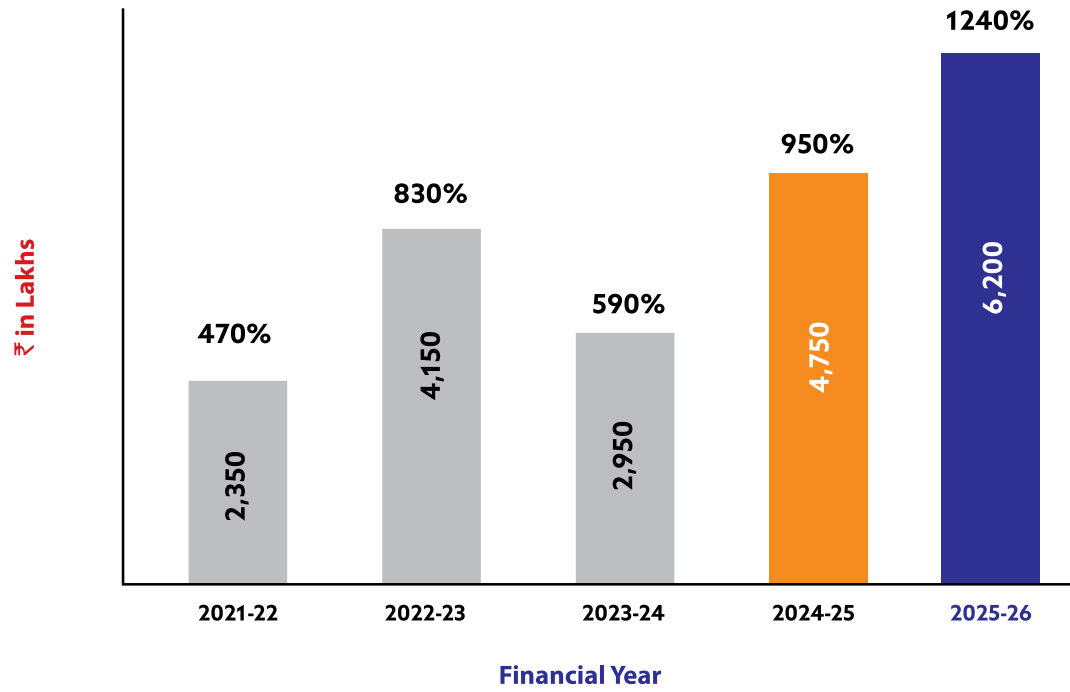
### PROFIT AFTER TAX



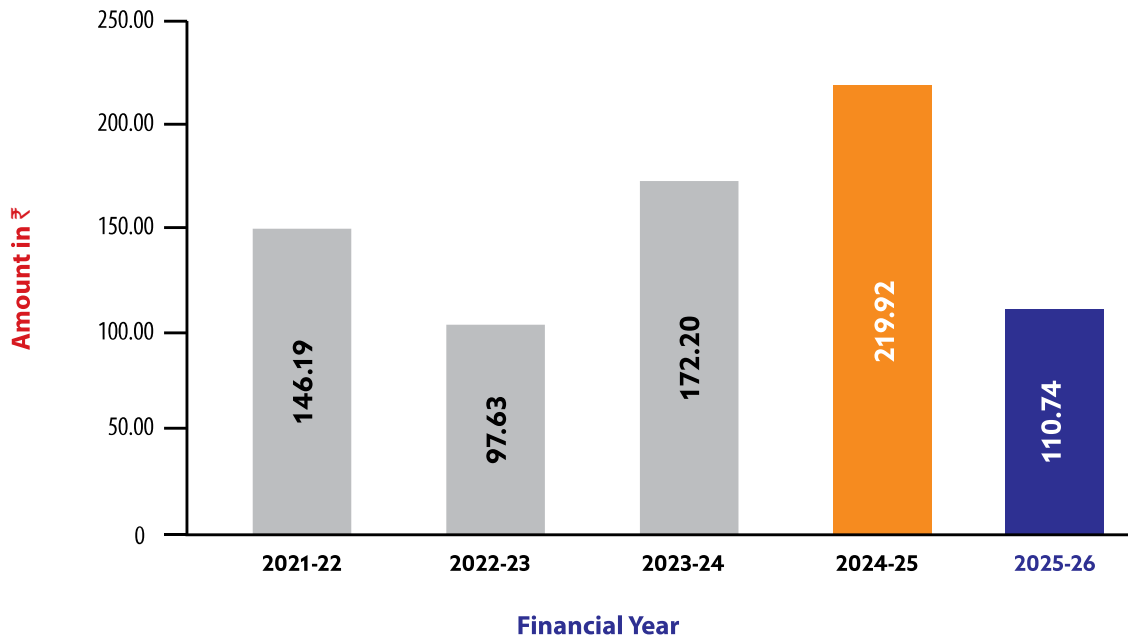
### NET WORTH



### DIVIDEND PAID



### EARNINGS PER SHARE (₹)



# CDSL Ventures Limited

## Board of Directors

Dr. R. K. Kakkar	Chairman
Dr. Ramabhadran Thirumalai	Director
Dr. Bandu Baburao Meshram	Director
Shri Nilesh Lodaya	Director
Shri Swaroopkumar Gothi	Director
Shri Sunil Alvares	Managing Director and Chief Executive Officer

## Management

Shri Sunil Alvares	Managing Director and Chief Executive Officer
*Smt. Sunanda Markande	Consultant, Operations
Shri Arun Narasimhan	Chief Technology Officer
Smt. Mohini Kharpude	Company Secretary
**Shri Niketan Jadhav	Chief Information Security Officer
Smt. Preeti Gogate	Chief Financial Officer

\* The Board of Directors at its Meeting held on February 22, 2026 appointed Smt. Sunanda Markande as a Consultant with effect from March 01, 2026 upto February 28, 2027 based on the recommendation of the Remuneration Committee.

\*\* Shri Niketan Jadhav ceased to be the Chief Information Security Officer of the Company effective from the close of business Hours on March 13, 2026.



## CORPORATE INFORMATION:

---

### Registered Office

---

A-Wing, Marathon Futurex, 25<sup>th</sup> Floor,  
Mafatlal Mills Compound, N.M. Joshi Marg,  
Lower Parel (E),  
Mumbai - 400 013  
CIN: U93090MH2006PLC164885  
E-mail: cvlsecretarial@cvlindia.com

---

### Statutory Auditors

---

#### **S.R. Batliboi & Co. LLP Chartered Accountants**

12<sup>th</sup> Floor, The Ruby, 29 Senapati Bapat Marg, Dadar West,  
Mumbai-400028, India.

---

### Branch Auditor

#### **M/s Vidya & Co., Chartered Accountants**

---

#### **(Branch Office in GIFT City)**

324-325, Galaxy Mall, SM Road, Beside Haridas  
Park Society, Vimanagar, Ahmedabad,  
Gujarat - 380015.

---

*The Board of Directors at its meeting held on April 10, 2026 appointed M/s Vidya & Co., Chartered Accountants as Branch Auditor in GIFT City subject to the approval of Shareholders in the ensuing Annual General Meeting.*

---

### Secretarial Auditor

---

#### **M/s. Vatsal Doshi & Associates Practicing Company Secretaries**

(C.P.No.22976/Membership No. A50332)  
104, Sundaram Building, Gate No. 1,  
1<sup>st</sup> Floor, Plot No. 89 - B,  
Satyam Shivam Sundaram CHSL, Near Central Peninsula Restaurant,  
Sion Circle, Sion (East), Mumbai - 400022.

---

### Bankers

---

#### **Bank of India**

Stock Exchange Branch, Ground Floor,  
P. J. Towers, Dalal Street Mumbai - 400 023.

#### **ICICI Bank Limited**

Free Press House, Free Press Marg,  
Nariman Point, Mumbai - 400 021.

---

# Director's Report

Dear Shareholders,

Your Director's are pleased to present the Twentieth Annual Report along with Audited Financial Statements of your Company for the Financial year (FY) ended March 31, 2026.

## FINANCIAL HIGHLIGHTS

The financial performance of the Company for FY 2025-26 is summarized in the following table:

Particulars	₹ in lakhs	
	For the Year ended 31 <sup>st</sup> March 2026	For the Year ended 31 <sup>st</sup> March 2025
Income	19,817.16	25,494.73
Expenditure	12,409.83	10,844.70
CSR	206.95	175.53
Profit/ (Loss) before Depreciation and Tax	8,574.52	15,458.16
Depreciation	1,167.19	808.13
Profit/(Loss) before Tax	7,407.33	14,650.03
Deferred Tax/Current Tax	1,870.48	3,654.19
Profit/ (Loss) after Tax	5,536.85	10,995.84
Other comprehensive income (Net of Tax)	1.23	3.03
Total comprehensive income	5,538.08	10,998.87

Note: Previous year's figures have been regrouped wherever necessary.

During the FY 2025-26, the total income of the Company has decreased as compared to the previous year. Your Company has achieved an operational income of ₹ 18,280.99 lakh (Previous year ₹ 23,191.36 lakh) with a profit after tax of ₹ 5,536.85 lakh (Previous year ₹ 10,995.84 lakh) in the previous year.

## BUSINESS OUTLOOK

For FY 2026-27, CVL will need to absorb a 20% reduction in KRA fetch tariffs and a 75% reduction in KYC creation tariffs. However, non market driven income is expected to increase, supported by several contributing factors, including higher investor accreditations, the introduction of e-Stamping services, increased Sub-KUA onboarding, onboarding of new Vendor GSP services, and the procurement of an ASA licence. At the same time, IT expenses are expected to rise, primarily due to costs associated with regulatory-mandated IT segregation and enhanced cybersecurity requirements. Looking ahead, the technology, infrastructure, and consumer sectors in India are expected to be key growth drivers, while AI-led and digital services will continue to be dominant global themes influencing markets and corporate earnings.

## RECOGNITION AND AWARDS

Your Company has received accolades during FY 2025-26 for its initiatives in advancing cybersecurity and cyber resilience. CDSL Ventures Limited was recognized by UBS Forums and conferred the "Best Security Team of the Year" award under the CISO Conclave & Awards 2025 category in May 2025, held in Mumbai.

## BUSINESS OF CVL

The KYC Registration Agency (KRA) Project is the Company's first venture and involves the centralised record keeping of KYC documentation for capital market investors. To date, the Company has registered 2,734 intermediaries and as of March 31, 2026, it maintains 10.33 crore fully digitised KYC records.

In line with extant regulatory requirements, KYC records that were earlier verified solely on the basis of submitted documents are now also required to be validated against available source databases by KRAs.

In addition to the core KRA operations, the Company has undertaken several new initiatives and projects that are generating incremental revenue streams. These projects include:

### 1. **CKYC Processing**

Central KYC (CKYC) has been mandated by SEBI for all investors on-boarded since August, 2016. Certain intermediaries have outsourced the activity of processing and uploading KYC records into CKYC. Your Company has introduced a system which enables intermediaries to submit records in CKYC as per the format prescribed by the Central Registry of Securitisation Asset Reconstruction and Security Interest of India ("CERSAI"). In response, the Company has implemented a system that enables intermediaries to submit KYC records in CKYC strictly in accordance with the format and specifications prescribed by the CERSAI.

### 2. **Pradhan Mantri Jeevan Jyoti Beema Yojana ("PMJJBY")**

Under the Pradhan Mantri Jeevan Jyoti Bima Yojana (PMJJBY), an insured individual is permitted to make only one claim, even if multiple policies are held. To prevent multiple claims by the same individual, CVL maintains a centralized Claim Registry and has implemented a deduplication mechanism to identify and eliminate duplicate claims made under this scheme in co-ordination with Life Insurance Companies. Currently, 12 insurance companies are availing of this facility from CVL.

### 3. **Registrar and Share Transfer ("RTA")**

Your Company has been providing RTA services since November, 2018 and is a registered RTA with the Securities and Exchange Board of India ("SEBI"). In addition to serving Unlisted Public Limited Companies, CVL is now offering RTA services to Private Limited Companies and Alternate Investment Funds as well. As on March 31, 2026, CVL provides RTA services to 3242 unlisted companies.

### 4. **On-Line Account Opening ("OLAO")**

Your Company developed Online Accounting Opening software, OLAO, an online platform to enable creation of files for opening of demat accounts and broking accounts for small and mid-sized entities. OLAO facilitates clearing members and depository participants to open broking-cum-demat accounts, online. As on March 31, 2026, CVL provided OLAO services to 31 entities.

### 5. **Goods and Service Tax ("GST") Suvidha Provider Services**

GST Suvidha Provider ("GSP") services enable businesses to access the GST Network (GSTN) through approved authorised intermediaries. GSPs provide secure, scalable APIs for GST return filing, invoice uploading, reconciliation, and compliance management. They simplify GST compliance by offering technology platforms integrated with accounting and ERP systems. GSP services help taxpayers and intermediaries ensure accuracy, timeliness, and regulatory compliance under GST.

Your Company provides services to taxpayers and Application Service Providers ("ASP").

### 6. **Certifying Authority ("CA") for eSign**

A Certifying Authority (CA) licensed under the Information Technology Act, 2000 and regulated by the Controller of Certifying Authorities (CCA) enables secure digital authentication and signing services, including Aadhaar-based eSign. Your Company has obtained the license from CCA to operate as a CA for Aadhaar-based eSign services, facilitating legally valid and paperless digital signatures. These services leverage Aadhaar authentication to provide secure, consent based signing for individuals and businesses. During FY 2026, eSign volumes have grown significantly, surpassing both the volume and revenue recorded in FY 2025, reflecting strong adoption and market acceptance.

### 7. **PACL**

Your Company was appointed by the Justice (Retd.) R.M. Lodha Committee, constituted in connection with the matter of PACL Limited, to assist in the process of calling for claim applications from investors with outstanding claims against PACL Ltd. The mandate included the creation of a comprehensive and secure repository of investor data, verification and mapping of individual claims, and facilitating refunds in accordance with the eligibility criteria and directions approved by the Committee.

Pursuant to this appointment, the Company played a key role in ensuring systematic processing, validation, and disbursement of claims in a transparent and efficient manner. Refunds for claim slabs exceeding ₹ 20,000 were successfully disbursed to over 13.5 lakh investors, aggregating to more than ₹ 2,000 crore. The project involved large scale data handling, robust technology infrastructure, and strict adherence to judicial and regulatory oversight, demonstrating the Company's capability to execute complex, high impact public interest initiatives.

## 8. Aadhaar based eKYC

CVL is registered as an Authentication User Agency (AUA) and KYC User Agency (KUA) with the Unique Identification Authority of India (UIDAI) to offer Aadhaar-based eKYC services. Earlier, CVL utilised the AUA facility primarily for its eSign services, for which eKYC is a mandatory prerequisite. CVL has since onboarded one Sub-KUA in the production environment, while a few others have recently obtained their production licences.

Further, CVL is in the process of obtaining an Authentication Service Agency (ASA) licence, which is expected to significantly enhance service delivery capabilities and augment eKYC and eSign revenues. The expansion of Aadhaar-based services also positions CVL as a key infrastructure provider in the digital identity and trust ecosystem.

## 9. Accreditation Agency

An Accredited Investor Agency is authorised by the Securities and Exchange Board of India ("SEBI") to assess and certify investors as accredited based on prescribed financial and eligibility criteria, enabling access to sophisticated investment products. Your Company has been recognised by SEBI as an Accreditation Agency for a further period of three years with effect from February 01, 2025. Owing to simplification measures and the benefits of accreditation available for MF-SIF, PMS, and AIF investments, CVL has accredited over 1283 investors during the current financial year. Given the growing awareness and regulatory support for accredited investments, volumes are expected to increase further in the coming period.

## 10. KRA Registration under IFSCA

Gujarat International Finance Tec City (GIFT IFSC) is India's first International Financial Services Centre, established to provide a globally competitive financial ecosystem regulated by the International Financial Services Centres Authority (IFSCA). Your Company is the first to have obtained KRA registration in GIFT City under IFSCA on February 04, 2026, marking an important milestone in cross border KYC infrastructure. The Company has also set up a branch in the IFSC and is in the process of commencing IFSC KRA operations shortly, enabling it to service international financial entities operating from GIFT City.

## INFORMATION TECHNOLOGY & INFORMATION SECURITY

During the year, the Information Technology (IT) and Information Security (InfoSec) functions played a pivotal role in strengthening CVL's digital foundation, enhancing system resilience, and supporting the Company's overall growth objectives. Key priorities included the modernisation of core platforms, deployment of robust cybersecurity and information security controls, and the integration of technology driven efficiencies across business operations.

These initiatives focused on improving system scalability, availability, and performance while ensuring regulatory compliance and data protection in an increasingly complex threat environment. The IT and InfoSec teams also worked closely with business functions to enable secure digital transformation, support new product launches, and reinforce CVL's operational readiness for future growth.

## INFORMATION TECHNOLOGY

### 1. Strengthening Core Technology Infrastructure

This year witnessed significant progress in the modernisation of CVL's technology landscape. Key infrastructure components which include servers, storage and network systems—were upgraded to improve performance, scalability, and reliability. These changes enabled faster processing, improved business continuity posture, and higher system availability across critical platforms.

Continuous monitoring and proactive maintenance ensured that uptime remained at industry-leading levels, supporting seamless operations and uninterrupted service to stakeholders.

### 2. Enhancements to Core Applications and Digital Platforms

CVL's flagship applications, including those supporting KYC operations, compliance enablement and partner connectivity, underwent several functional and technical enhancements. User interfaces were refined to improve accessibility, while underlying application components were augmented to deliver faster response times and enhanced throughput.

Key business workflows were streamlined through targeted automation, reducing manual intervention and enabling operational teams to focus on value-based tasks. New analytics-driven dashboards were introduced for business and compliance teams, providing deeper insights and real-time visibility into operational metrics.

### 3. Automation, Analytics and Operational Efficiency

IT made significant strides in leveraging automation and intelligent analytics to improve efficiency. Multiple routine processes across verification, reporting and operational monitoring were automated through script-based solutions and workflow engines. These initiatives improved accuracy and turnaround times while reducing overall operational risk.

Analytics capabilities were expanded with the rollout of enhanced MIS dashboards and data visualisation tools. These solutions provided leadership teams with better business insights, supporting data-driven decision-making and improved governance.

### 4. Business Continuity and Disaster Recovery

CVL continued to strengthen its resilience and preparedness through systematic enhancements to Business Continuity Planning (BCP) and Disaster Recovery (DR) capabilities. Scheduled DR drills were conducted during the year to validate readiness, with recovery metrics demonstrating consistent improvements. Enhanced processes and continuous monitoring ensured that mission-critical systems remained robust and capable of handling unexpected disruptions.

## INFORMATION SECURITY

### 1. Governance, Compliance and Risk Management

The Information Security team continued its focus on strengthening CVL's security governance and risk management framework. All mandated regulatory requirements, including those from SEBI, CERT-In, and other regulatory bodies, were adhered to through timely compliance initiatives. Internal and external audits were successfully completed, reinforcing the organisation's commitment to maintaining the highest standards of information security.

Policies, procedures, and guidelines were periodically reviewed and updated to reflect evolving regulatory expectations and industry best practices.

### 2. Cybersecurity Infrastructure and Threat Management

Significant enhancements were made to the organisation's cyber defence capabilities. Advanced security solutions, including next-generation firewalls, endpoint protection systems, and threat detection tools, were deployed or upgraded to ensure robust coverage against emerging threats.

The Security Operations Centre (SOC) continued to operate with enhanced monitoring capabilities, enabling faster detection and remediation of vulnerabilities. Identity and Access Management controls were further strengthened to ensure that access to sensitive systems remained tightly governed.

Regular Vulnerability Assessment and Penetration Testing (VAPT) exercises were carried out to proactively identify and mitigate potential threats, ensuring a secure environment for all critical applications and data assets.

### 3. Data Protection and Privacy Measures

Data protection remained a key area of focus throughout the year. Data Loss Prevention (DLP) solutions were strengthened across endpoints and communication channels to protect sensitive information from unauthorised exposure. Encryption, logging, and backup practices were reinforced, ensuring both regulatory compliance and enhanced data integrity.

Updated privacy practices aligned with emerging data governance expectations ensured responsible handling of customer and institutional data across all touch points.

### 4. Employee Awareness and Security Culture

Recognising that cybersecurity is as much about people as about technology, multiple awareness initiatives were conducted throughout the year. Phishing simulation campaigns, security workshops, and policy refresher sessions helped reinforce safe digital practices across the organisation. These efforts contributed to a stronger internal security culture and increased vigilance among employees.

### Looking Ahead

The coming year will see sustained investment in strengthening CVL's digital capabilities. Focus areas include modernising application architectures, adopting cloud-enabled solutions, expanding analytics-driven insights, and further enhancing cybersecurity maturity with predictive threat intelligence. IT and InfoSec will continue to work closely with business and regulatory stakeholders to support innovation, improve service delivery, and ensure a secure, scalable, and resilient technology environment.

## SHARE CAPITAL

There was no change in the Share Capital of the Company during the year under review. As on March 31, 2026, the paid-up share capital stood at ₹5,00,00,000 (Rupees Five Crores) comprising of 50,00,000 equity shares of ₹10 each. During the year under review, the Company has neither issued any shares with differential voting rights nor has granted any Stock Option or Sweat Equity.

## DIVIDEND

Your directors are pleased to recommend a final dividend of ₹ 79 per equity share of face value of ₹ 10 each for the financial year ended March 31, 2026 amounting to ₹ 3,950 Lakh, subject to your approval at the ensuing Annual General Meeting ("AGM").

## TRANSFER TO RESERVES

During the year under review, no transfer has been made to General Reserve.

## INTERNAL CONTROLS AND AUDIT

The Company's accounts are audited by Statutory Auditors. With respect to Internal Audit, an external firm acting as independent Internal Auditor reviews the internal controls and operating systems and procedures. The report of the Internal Auditor along with management response is placed before the Audit Committee which reviews the same and advises on improvements in the internal controls.

## MATERIAL CHANGES AND COMMITMENTS AFFECTING THE FINANCIAL POSITION OF THE COMPANY

There have been no material changes and commitments affecting the financial position of the Company which have occurred between the end of the financial year to which the financial statements relate and the date of the report. Company is regularly reviewing its various lines of business and assessing the customer sentiment and impact assessment and accordingly the scale and size of functioning.

## DEPOSITS

The Company has not accepted /renewed any fixed deposits from public or the Members, within the meaning of Section 73 & 76 of the Companies Act, 2013 and read with the Rules made thereunder and read with Chapter V of the Companies Act, 2013 and the Companies (Acceptance of Deposits) Rules, 2014. During the FY 2025-26 and as such, no amount of principal or interest on deposits from public or the Members, was outstanding as of the Balances Sheet date.

## PARTICULARS OF LOANS, GUARANTEES OR INVESTMENTS UNDER SECTION 186 OF THE COMPANIES ACT, 2013

Your Company has not given any loans to any person or other body corporate, neither has it given any guarantee or security in connection with a loan to any person or other body corporate. The particulars of Investments made during the financial year are set out in the Notes 5 to Accounts which forms part of this Annual Report.

## PARTICULARS OF CONTRACTS OR ARRANGEMENTS WITH RELATED PARTIES

All contracts/arrangements/transactions entered by the Company during the financial year with related parties as defined under Section 188 of the Companies Act, 2013 and Rules made there under, were on an arm's length basis and in the ordinary course of business and have been in compliance with the applicable provisions of the Companies Act, 2013. Disclosure of transactions with related parties is set out in Note No. 32 of Standalone Financial Statements, forming part of the Annual Report and Annexures thereto.

No material related party transactions were entered during the Financial Year under review, by your Company and however certain arms length transactions under third proviso were entered.

## RISK MANAGEMENT POLICY

The Risk Management Policy and Framework approved by the Board of the Directors of the Company drives the enterprise-wide function of Risk Management, wherein all material risks faced by the Company are identified and assessed. For each of the risks identified, corresponding controls are assessed and policies and procedures are put in place for monitoring, mitigating and reporting on periodic basis.

## COST RECORDS

The Company is not required to maintain cost records as specified by the Central Government under sub section (1) of section 148 of the Companies Act, 2013.

## BOARD MEETINGS AND ATTENDANCE

The Board meets at least once in a quarter to review the quarterly financial results and operations of the company. In addition, the Board also meets as and when necessary to address specific issues relating to the business of your Company.

During the Financial year under review, the Board met eight times i.e. on April 23, 2025, May 23, 2025, July 18, 2025, September 19, 2025, October 16, 2025, December 08, 2025, January 22, 2026 and February 26, 2026.

The details of attendance of the Directors at the Board meetings and the last Annual General Meeting are given hereunder:

### Attendance of the Directors at the Board meetings and AGM:

Meeting date	April 23, 2025	May 23, 2025	July 18, 2025	September 19, 2025	October 16, 2025	December 08, 2025	January 22, 2026	February 26, 2026	19 <sup>th</sup> AGM 27 <sup>th</sup> June, 2025
Meeting Time	4:00 P.M	3:30 P.M	3:45 P.M	3:30 P.M	3:45 P.M	5:00 P.M	4:15 P.M	4:00 P.M	4:00 P.M
<b>Name of Directors</b>									
Dr. R.K. Kakkar	✓	✓	✓	✓	✓	✓	✓	✓	✓
Dr. Ramabhadran Thirumalai	✓	✓	✓	✓	✓	✓	✓	✓	✓
Dr. Bandu Meshram	✓	✓	✓	✗	✓	✓	✓	✓	✓
Shri Swaroopkumar Gothi	✓	✓	✓	✓	✓	✓	✓	✓	✓
Shri Nilesh Lodaya	✓	✓	✓	✓	✗	✓	✓	✓	✓
Shri Sunil Alvares	✓	✓	✓	✓	✓	✓	✓	✓	✓

## AUDIT AND FINANCE COMMITTEE

Your Company has constituted the Audit and Finance Committee of the Board of Directors consisting of Three members as follows:

Sr. No.	Name of Directors	Chairman/ Member
1.	Dr. Ramabhadran Thirumalai	Chairman
2.	Dr. R. K. Kakkar	Member
3.	Shri Swaroopkumar Gothi	Member

During the financial year, five (5) meetings of the Audit Committee were held and the details of attendance of each Director at the Audit Committee Meetings held during the financial year are as follows:

Sr. No.	Name of Directors	Name of Directors				
		April 23, 2025	July 18, 2025	October 16, 2025	January 22, 2026	February 26, 2026
1.	Dr. Ramabhadran Thirumalai	Present	Present	Present	Present	Present
2.	Dr. R. K. Kakkar	Present	Present	Present	Present	Present
3.	Shri Swaroopkumar Gothi	Present	Present	Present	Present	Present

## REMUNERATION COMMITTEE

Your Company has formed the Remuneration Committee consisting of all the members of the Board.

Dr. R. K. Kakkar	:	Chairman
Dr. Ramabhadran Thirumalai	:	Member
Dr. Bandu Meshram	:	Member
Shri Nilesh Lodaya	:	Member
Shri Swaroopkumar Gothi	:	Member

Shri Sunil Alvares : Member

During the financial year, Six (6) meetings of the Remuneration Committee were held and the details of attendance of each Director at the Remuneration Committee Meetings held during the financial year are as follows:

Sr. No.	Name of Directors	Meeting / Attendance					
		April 23, 2025	May 23, 2025	September 19, 2025	December 08, 2025	January 22, 2026	February 26, 2026
1.	Dr. R. K. Kakkar	Present	Present	Present	Present	Present	Present
2.	Dr. Ramabhadran Thirumalai	Present	Present	Present	Present	Present	Present
3.	Dr. Bandu Meshram	Present	Absent	Absent	Present	Present	Present
4.	Shri Nilesh Lodaya	Present	Present	Present	Present	Present	Present
5.	Shri Swaroopkumar	Present	Present	Present	Present	Present	Present
6.	Shri Sunil Alvares	Present	Present	Absent	Present	Absent	Present

### CORPORATE SOCIAL RESPONSIBILITY COMMITTEE ("CSR")

Your company has formed the Corporate Social Responsibility Committee consisting of 5(Five) members of the Board.

Dr. R. K. Kakkar	:	Chairman
Dr. Ramabhadran Thirumalai	:	Member
Dr. Bandu Meshram	:	Member
Shri Nilesh Lodaya	:	Member
Shri Sunil Alvares	:	Member

During the financial year, 1(one) meeting of the Corporate Social Responsibility Committee was held and the details of attendance of each Director at the Corporate Social Responsibility Committee Meeting held during the financial year are as follows:

Sr. No.	Name of Directors	Meeting / Attendance
		September 19, 2025
1.	Dr. R. K. Kakkar	Present
2.	Dr. Ramabhadran Thirumalai	Present
3.	Dr. Bandu Meshram	Present
4.	Shri Nilesh Lodaya	Present
5.	Shri Sunil Alvares	Present

### CORPORATE SOCIAL RESPONSIBILITY

Your Company is in compliance with the requirements of Section 135 of the Companies Act, 2013 read with the Companies (Corporate Social Responsibility Policy) Rules, 2014. In accordance with its CSR philosophy and the specified activities under the Schedule VII, of the Companies Act 2013. The CSR activities of the Company has thrust areas including eradicating hunger, poverty and malnutrition, promoting health care including preventive health care and sanitation including contribution to the Swachh Bharat Kosh set-up by the Central Government for the promotion of sanitation and making available safe drinking water along with promoting education, including special education and employment enhancing vocation skills especially among children, women, elderly and the differently abled and livelihood enhancement projects and projects ensuring environmental sustainability, ecological balance, protection of flora and fauna, animal welfare, agroforestry, conservation of natural resources and maintaining quality of soil, air and water.

Further, as per Rule 5(2) of the Companies (Corporate Social Responsibility Policy) Rules, 2014, the Company had prepared an annual action plan documenting the following:

- The guiding principles for selection of projects.
- Recommendation of CSR committee.
- Approach and directions for timely implementation and monitoring of activities.

For CDSL Ventures Limited, social commitment is strongly driven with the philosophy of **'We Care'**. We recognize our duty to create a positive influence on society and make a meaningful impact on the communities we serve.

## VISION

At CDSL Ventures Limited, Corporate Social Responsibility (CSR) is deeply embedded in our values and forms a core part of our business ethos. Our CSR initiatives are driven by the genuine aim of maximizing social value for everyone, contributing to sustainable development. We are committed to empowering individuals, uplifting underprivileged sections of society and ensuring a sustainable and prosperous future for all.

### Afforestation by Miyawaki Plantation:



For this project CVL is working with 2 organizations, Green Yatra and United Way Mumbai.

The Green Yatra's mission is to sensitize people and organizations about the value and importance of the environment, environmental issues and their adverse impact on our lives. The Company, in collaboration with the Green Yatra, implemented a project which focuses on Creating a green plantation zone through Miyawaki Plantation to act as a physical buffer, improve air quality (AQI), and discourage dumping of waste in open areas. The initiative includes plantation of 6410 Saplings and maintenance of the same for the next 2 years. This Plantation initiative will prevent dumping, improve local air quality, reduce odour caused by waste, enhance biodiversity and aesthetic value to the surrounding area and contribute to overall health.

United way Mumbai's goal is to bring people together which include NGOs, companies, individuals and government agencies - to work towards improving community conditions. The Company, in collaboration with the United way Mumbai undertakes plantation using the Miyawaki project at sites in Thane. The initiative includes plantation of 5916 Saplings and maintenance of the same for the next 2 years. After this two-year maintenance phase, the plants are expected to become self-sustainable. Additionally, the landowners will take responsibility for basic site maintenance beyond the project period to support continued ecological stability.

**Beneficiaries – Surrounding industrial and residential populations.**

**Drinking Water and Sanitation**



A large section of this India lives without basic amenities like healthcare facilities and access to clean water, uninterrupted electricity, access to education, livelihood opportunities, and infrastructure. In the view of this, CVL decided to support the **“Drinking Water and Sanitation Project”**.

**Swades Foundation.** The foundation has a mission to empower rural lives through a unique 360-degree development model which covers 5S i.e. **Swachh, Sundar, Samruddh, Saksham and Swasth.**

This project has been implemented in selected Villages of Nashik as per prevailing needs. The project comprises a mix of providing Solar-based Pump for Drinking Water and Community Lead Sanitation Program.

This project offers resources and earning opportunities that empower every individual in the village to contribute to the holistic development of their community.

**Beneficiaries – Multiple Villages in Nasik**

**Surgery Sponsorship for Animals**



**Before                      After                      Before                      After                      Before                      After**



Since its inception, PAWS has extended support to stray animals across Mumbai and Thane, positively impacting their lives through timely care and intervention. PAWS assists over 3,000 animals each year through medical aid, rescue, and rehabilitation efforts. In association with PAWS, CVL will be undertaking Surgery Sponsorships, with the objective of supporting 200 stray animals by facilitating necessary medical and surgical treatments to improve their health and well being.

**Beneficiaries – 200 Stray Animals**

### Disability Support for War Veterans



United Way Mumbai, in collaboration with CVL, proposed an initiative to support war wounded veterans by providing suitable mobility aids to improve their quality of life. The primary objective of the initiative is to enhance day to day mobility and enable better access within their living environments, thereby promoting independence and dignity. With the support of United Way Mumbai, mobility aids such as modified scooters have been provided to 17 verified war wounded veterans across Maharashtra.

This initiative addresses the long term physical challenges faced by veterans who have sustained injuries in the line of duty. The customised mobility solutions have helped beneficiaries regain functional mobility and ease their daily activities. The project reflects CVL's commitment to supporting national heroes through meaningful and impact driven social interventions.

### Beneficiaries - 17 war wounded veterans in Maharashtra.

### Sponsorship for children's education



For this project CVL is working with 2 organizations, Aarambh Autism Center and Kalpana Chawla Space Academy

The Kalpana Chawla Space Academy (KCSA) envisions creating an enabling environment that nurtures young minds to become world class space scientists. Through impactful partnerships with organisations such as ISRO, and by leveraging an ecosystem of eminent scientists, researchers, and space tutors, KCSA seeks to inspire and train future talent in space sciences. In support of this vision, CVL will sponsor three students for the programme for a duration of one year, helping them pursue their aspirations in the field of space science.

The programme provides students with structured learning, hands on exposure, and mentorship from industry experts. This initiative aims to encourage scientific curiosity, innovation, and excellence among young learners. The collaboration reflects CVL's commitment to promoting education and supporting the development of future leaders in science and technology.

**Beneficiaries – 3 underprivileged Children.**



With Aarambh, new facility has been planned as a comprehensive support center where children and young adults with autism can access education, therapy, vocational training, and residential care under one roof. The building strengthens Aarambh's long-term vision of providing structured intervention and life opportunities for individuals with developmental disabilities.

This proposal outlines the establishment of a specialized autism school that provides a safe, inclusive, and nurturing environment to support the academic, social, and emotional growth of children with ASD. By incorporating evidence-based teaching methods, individualized education plans (IEPs), and a multidisciplinary team of specialists, the school aims to empower students with autism to reach their potential.

**Beneficiaries – 60 Autistic children will be benefitted in one year.**

The report on CSR activities as required under Companies (Corporate Social Responsibility Policy) Rules, 2014 is given in **Annexure A**.

**HUMAN RESOURCES**

Your Company has, as on 31<sup>st</sup> March, 2026, 85 employees who are on its payroll to manage the operations. They are well versed in their respective areas and Industrial relations during the year remained cordial.

**PREVENTION OF SEXUAL HARASSMENT (“POSH”)**

Your Company is committed to providing a safe and inclusive workplace free from sexual harassment. We believe in providing a mechanism for addressing complaints of sexual harassment by any employee, without the fear of reprisals in any form or manner. At CDSL Ventures limited, we believe that a culture of respect, understanding and inclusivity is vital for creating a workplace where every employee thrives.

As per the Sexual Harassment of Women at Workplace (Prevention, Prohibition and Redressal) Act, 2013 (the Act), it is mandatory for every employer to constitute a committee to be known as the 'Internal Complaints Committee'. As per Section 22 of the Act, an employer is required to include in its report the number of cases filed, if any, and their disposal under the Act in the Annual Report of the employer.

The following is a summary of complaints received and resolved during the reporting period:

Number of complaints of sexual harassment received in the year	Number of complaints disposed off during the year	Number of cases pending for more than ninety days
0	0	0

Accordingly, your company has formed an “Internal Complaints Committee” constituted by the Board and the said Committee did not receive any complaints during the year under review.



CVL

## **MATERNITY BENEFIT PROVIDED BY THE COMPANY UNDER MATERNITY BENEFIT ACT, 1961**

The Company declares that it has duly complied with the provisions of the Maternity Benefit Act, 1961. All eligible women employees have been extended the statutory benefits prescribed under the Act, including paid maternity leave, continuity of salary and service during the leave period, and post-maternity support such as nursing breaks and flexible return-to-work options, as applicable. The Company remains committed to fostering an inclusive and supportive work environment that upholds the rights and welfare of its women employees in accordance with applicable laws.

## **DETAILS OF DIRECTORS OR KEY MANAGERIAL PERSONNELS WHO WERE APPOINTED OR HAVE RESIGNED DURING THE YEAR**

Shri Sunil Alvares was reappointed as Managing Director and Chief Executive Officer with effect from November 01, 2025 to April 30, 2026 and further the Board at its meeting held on January 22, 2026 reappointed Shri Sunil Alvares as Managing Director and Chief Executive Officer for further period commencing from May 01, 2026 to April 30, 2029 subject to the Shareholders approval.

Dr. Ramabhadran Srinivasan Thirumalai (DIN: 07059883) retires by rotation at the Twentieth Annual General Meeting and offers himself for reappointment.

A brief profile of Dr. Ramabhadran Srinivasan Thirumalai is given in **Annexure B**.

## **STATUTORY AUDITORS**

M/s S.R. Batliboi & Co. LLP, Statutory Auditors of your Company, had been appointed as Statutory Auditors for a period of five years till the conclusion of the 23<sup>rd</sup> Annual General Meeting.

There are no disqualification reservations or adverse remarks or disclaimers made by M/s S. R. Batliboi & Co. LLP, Chartered Accountants, Statutory Auditors in their report.

Further, the Board at its Meeting held on April 10, 2026 appointed M/s Vidya & Co., Chartered Accountants (Firm Registration Number: 308022E) as Statutory Auditor for the Branch Office of the Company for auditing the accounts of its Branch office located at GIFT City from the conclusion of the ensuing 20<sup>th</sup> Annual General Meeting till 23<sup>rd</sup> Annual General Meeting subject to the approval of the Shareholders at the ensuing Annual General Meeting.

## **SECRETARIAL AUDITORS AND SECRETARIAL AUDIT REPORT**

The Board at its meeting held on January 22, 2026, reappointed M/s. Vatsal Doshi & Associates (C.P.No.22976/Membership No. A50332), Practicing Company Secretaries, as Secretarial Auditor of the Company for a further period of 4 (four) consecutive Financial Years commencing from Financial Year i.e., FY 2026-27 upto FY 2029-30.

The Secretarial Audit Report for FY2025-26 of the Company is issued in Form MR-3 also forms part of this report as an **Annexure C**.

## **REPORTING OF FRAUDS BY AUDITORS**

There have been no frauds reported by the Auditors, under sub section (12) of Section 143 of the Companies Act, 2013 (including amendments) during the financial year under review, to the Audit Committee or the Board and hence there is nothing to report by the Board under Section 134 (3) (ca) of the Companies Act, 2013.

## **SIGNIFICANT AND MATERIAL ORDERS PASSED BY THE REGULATORS OR COURTS OR TRIBUNALS IMPACTING THE GOING CONCERN STATUS AND THE COMPANY'S OPERATION IN FUTURE**

During the year under review, no significant and material order was passed by the Regulators or Courts or Tribunals impacting the going concern status and the Company's operation in the future.

## **STATEMENT UNDER INSOLVENCY AND BANKRUPTCY CODE, 2016**

During the year no applicable or proceeding is pending against the Company under the Insolvency and Bankruptcy Code, 2016.

## DIRECTORS' RESPONSIBILITY STATEMENT

Pursuant to Section 134(3) (c) and 134(5) of the Companies Act, 2013, the Board of Directors report that:

- i. in the preparation of the annual accounts, the applicable accounting standards have been followed and proper explanations relating to material departure, if any, have been provided;
- ii. accounting policies have been selected and applied consistently and the judgements and estimates made are reasonable and prudent so as to give a true and fair view of the state of affairs of the Company at the end of the financial year and of the profit of the Company for that period;
- iii. proper and sufficient care has been taken for the maintenance of adequate accounting records in accordance with the provisions of the Companies Act, 2013, for safeguarding the assets of the Company and for preventing and detecting fraud and other irregularities.
- iv. the annual accounts have been prepared on a going-concern basis;
- v. proper systems have been devised to ensure compliance with the provisions of all applicable laws and that such systems were adequate and operating effectively;
- vi. the Directors have laid down internal financial controls to be followed by the Company and that such internal financial controls are adequate and are operating effectively.

## PARTICULARS OF EMPLOYEES

The particulars of the Personnel who are drawing remuneration as prescribed under Rule (5) (2) of Companies (Appointment and Remuneration of Managerial Personnel) Rules, 2014 is enclosed with this report as **Annexure D**.

## ANNUAL RETURN

In accordance with provisions of section 134(3) (a) of the Companies Act, 2013, the Annual Return referred to in subsection (3) of section 92 for the FY 2025-26 in form MGT-7 will be placed on the website of the Company at <https://www.cvlindia.com/InverstorRelations/InverstorRelations> under the Compliance section, Annual Return. The Annual Return will be filed with the Registrar of Companies, after the Annual General Meeting, within the prescribed time.

## CONSERVATION OF ENERGY, TECHNOLOGY ABSORPTION

Considering the nature of operations of your Company, the provisions of Section 134(3) (m) of the Companies Act, 2013 relating to information to be furnished on conservation of energy and technology absorption are not applicable. Your company has utilized information technology for the implementation of the KRA and e-sign projects. These projects involve submission of KYC documents only once to the KRA and thereafter electronically signing account opening documents, thereby replacing paper-based records with fully digitized records. This initiative will save paper and substantially reduce the carbon footprint.

## DETAILS OF FOREIGN EXCHANGE EARNINGS AND OUTGO

Your Company did not earn any foreign exchange, nor was there any outgo in foreign exchange during the year under review.

## SECRETARIAL STANDARDS

The Company is in compliance with SS -1 i.e. Secretarial Standard on Meetings of the Board of Directors and SS - 2 i.e. Secretarial Standard on General Meetings issued by the Institute of Company Secretaries of India.

## GENERAL SHAREHOLDER INFORMATION

Twentieth Annual General Meeting

<b>Day &amp; Date</b>	<b>Monday, June 22, 2026</b>
Time	4:00 P.M.
Venue	I-202, 2 <sup>nd</sup> Floor (Deck Level) Tower No.4, Above Belapur Railway Station, Belapur, Navi Mumbai - 400614 Via Video Conferencing.
Payment of Dividend	₹79 per equity share of ₹10 each



## **FINANCIAL YEAR**

The company's Financial Year commences from 1<sup>st</sup> April and ends on 31<sup>st</sup> March of the following year.

## **LISTING ON STOCK EXCHANGE**

The shares of the company are not listed on any Stock Exchange.

## **ACKNOWLEDGEMENT**

Your Directors place on record their sincere gratitude for the assistance, guidance and co-operation, the Company has received from investors, Securities and Exchange Board of India (SEBI), Unique Identification Authority of India (UIDAI), Controller of Certifying Authorities (CCA), Goods & Services Tax (GST) Council, International Financial Services Centres Authority (IFSCA), Market Intermediaries and other Stakeholders.

The Board further places on record its appreciation for the dedicated services rendered by the employees of the Company.

For and on behalf of the Board  
sd/-

Place: Mumbai  
Date: April 22, 2026

Chairman

# Annual Report on CSR activities.

ANNEXURE - A

- Brief outline on CSR Policy of the Company: CSR\_Policy.pdf
- Composition of CSR committee

S. No.	Name of Director	Designation / Nature of Directorship	Number of meetings of CSR Committee held during the year	Number of meetings of CSR Committee attended during the year
1.	Dr. R. K. Kakkar	Non-Executive Director	1	1
2.	Dr. Ramabhadran Thirumalai	Non-Executive Director	1	1
3.	Dr. Bandu Meshram	Non-Executive Director	1	1
4.	Shri Sunil Alvares	MD & CEO	1	1
5.	Shri Nilesh Lodaya	Non-Executive Director	1	1

- Provide the weblink where Composition of CSR Committee, CSR Policy and CSR projects approved by the Board are disclosed on the website of the Company

### Composition of CSR Committee

<https://www.cvlindia.com/Compliance/Compliance>

### CSR Policy

[https://www.cvlindia.com/CVLINDIA\\_DOC/AnnualReport/CSR\\_Policy.pdf](https://www.cvlindia.com/CVLINDIA_DOC/AnnualReport/CSR_Policy.pdf)

### CSR projects approved by the Board

[https://www.cvlindia.com/CVLINDIA\\_DOC/AnnualReport/DETAILS\\_OF\\_CSR\\_FUNDS\\_SPENT\\_25-26.pdf](https://www.cvlindia.com/CVLINDIA_DOC/AnnualReport/DETAILS_OF_CSR_FUNDS_SPENT_25-26.pdf)

- Provide the executive summary along with web-link(s) of Impact Assessment of CSR Projects carried out in pursuance of sub-rule (3) of rule 8, of the Companies (Corporate Social responsibility Policy) Rules, 2014, if applicable: **Not Applicable**

5.		(₹ in Lakhs)
(a)	Average net profit of the company as per Section 135 (5)	10,346.67
(b)	Two percent of average net profit of the company as per section 135 (5)	206.93
(c)	Surplus arising out of the CSR Projects or programs or activities of the previous financial years	-
(d)	Amount required to be set off for the financial year, if any	-
(e)	Total CSR obligation for the financial year	206.93
6.		(₹ in Lakhs)
(a)	Amount Spent on CSR Projects (both Ongoing Project and Other than Ongoing Project)	206.95
(b)	Amount spent in Administrative Overheads	-
(c)	Amount spent on Impact Assessment, if applicable	-
(d)	Total amount spent for the Financial Year (a+b+c)	206.95
(e)	CSR amount spent for the financial year	206.95

Total Amount spent for the financial year	Amount Unspent (₹ in Lakhs)			
	Total Amount transferred to Unspent CSR Account as per Section 135(6)		Amount transferred to any fund specified under Schedule VII as per second proviso to Section 135(5)	
	Amount	Date of Transfer	Name of the Fund	Amount
₹ 206.95			Not Applicable	

7. (f). Excess amount for set off, if any

SI. No.	Particulars	Amount in (₹ in Lakhs)
i.	Two percent of average net profit of the Company as per sub-section (5) of Section 135	206.93
ii.	Total amount spent for the financial year	206.95
iii.	Excess amount spent for the financial year	0.02
iv.	Surplus arising out of the CSR projects or programmes or activities of the previous financial years, if any	-
v.	Amount available for set off in succeeding financial years [(iii)-(iv)]	-

8. Details of Unspent CSR amount for the preceding three financial years:

SI. No.	Preceding Financial Year	Amount transferred to Unspent CSR Account Under Section 135(6) (₹ in Lakhs)	Balance Amount in Unspent CSR Account under sub-section (6) of section 135 (₹ in Lakhs)	Amount spent in the reporting Financial Year (₹ in Lakhs)	Amount transferred to any fund specified under Schedule VII as per section 135(6), if any			Amount remaining to be spent in succeeding financial years (₹ in Lakhs)	Deficiency, if any
					Name of the Fund	Amount (₹ in Lakhs)	Date of transfer		
Not Applicable									

Whether any capital assets have been created or acquired through Corporate Social Responsibility amount spent in the Financial Year: **Yes - X | No - ✓**

If Yes, enter the number of Capital assets created/ acquired: **Not Applicable**

Furnish the details relating to such asset(s) so created or acquired through Corporate Social Responsibility amount spent in the Financial Year: **Not Applicable**

SI. No.	Short particulars of the property or asset(s) [including complete address and location of the property]	Pin code of the property or asset(s)	Date of Creation	The amount of CSR spent	Details of entity/ Authority/ beneficiary of the registered owner		
					CSR Registration Number	Name	Registered address
Not Applicable							

(All the fields should be captured as appearing in the revenue record, flat no, house no, Municipal Office/Municipal Corporation/ Gram panchayat are to be specified and also the area of the immovable property as well as boundaries)

9. Specify the reasons(s), if the Company has failed to spend two percent of the average net profit as per Section 135(5) of the Companies Act, 2013: **Not Applicable**

Sd/-  
Shri Sunil Alvares  
MD & CEO

Sd/-  
Dr. R. K. Kakkar  
Chairman of the CSR Committee

Date: April 22, 2026  
Place: Mumbai

## ANNEXURE - B

**Profile of Director who is liable to retire by rotation and seek reappointment.****Dr. Ramabhadran S. Thirumalai**

Dr. Ramabhadran S. Thirumalai is an associate professor (practice) in the Finance area at the Indian School of Business (ISB). He is also the Deputy Dean of ISB's Mohali campus. He has been with the ISB since August 2006. He has also held visiting faculty positions at the University of Pittsburgh and Indiana University, Bloomington. His research interests are broadly in the area of empirical asset pricing with a specific focus on market microstructure. His research has been published in top academic journals like the *Journal of Accounting and Economics*, the *Journal of Futures Markets* and the *Journal of Banking and Finance*. He is currently working on papers that examine the impact of several regulatory changes in India on security market liquidity and efficiency. He has been awarded research grants from the NSE-NYU Stern Initiative on the Study of Indian Capital Markets multiple times. He has refereed papers for several top academic journals like the *Journal of Banking and Finance* and the *International Review of Finance*. He has also been a consulting associate editor for a special issue of *Decision Sciences*.

Dr. Thirumalai is currently on the Board of Directors of CDSL Ventures Ltd. He also serves as an individual external person on NSE India Ltd's Regulatory Oversight Committee and Expert Advisory Committee for Surveillance Practices, on India International Exchange IFSC Ltd's Regulatory Oversight Committee and on India International Clearing Corp Ltd's Regulatory Oversight Committee. In the past, he has been on the Board of Directors of the Indian Clearing Corporation Limited for six years. He has also been a member of the BSE's Risk Management Committee, Trading and Surveillance Oversight Committee, Price Resetting Committee and Governing Council of Derivatives Segment. He was also a member of the BSE's and MCX-SX's Investor Grievance Redressal Council as well as a member of the Common Pool of Arbitrators of all stock exchanges for the Andhra Pradesh and Telangana regions. He has a PhD in Finance from Indiana University, Bloomington, an MS in Statistics from the University of South Carolina, Columbia and a BE (Honours) in Chemical Engineering from the Birla Institute of Technology and Science, Pilani.

## ANNEXURE - C

## FORM NO. MR-3

## SECRETARIAL AUDIT REPORT

## FOR THE FINANCIAL YEAR ENDED MARCH 31, 2026

[Pursuant to Section 204(1) of the Companies Act, 2013 and Rule No. 9 of the Companies (Appointment and Remuneration of Managerial Personnel) Rules, 2014]

To,

**The Members,**

**CDSL Ventures Limited**

Unit No. A-2501, Marathon Futurex,

Mafatlal Mills Compound,

N. M. Joshi Marg, Lower Parel (E),

Mumbai - 400013.

I have conducted the Secretarial Audit of the compliance of applicable statutory provisions and the adherence to good corporate practices by **CDSL Ventures Limited (CIN:U93090MH2006PLC164885)** (hereinafter called "**the Company**"). Secretarial Audit was conducted in a manner that provided me a reasonable basis for evaluating the corporate conducts/statutory compliances and expressing my opinion thereon.

Based on my verification of the Company's books, papers, minute books, forms and returns filed and other records maintained by the Company and also the information provided by the Company, its officers, agents and authorized representatives during the conduct of Secretarial Audit, I hereby report that in my opinion, the Company has, during the audit period covering the financial year ended on **March 31, 2026** complied with the statutory provisions listed hereunder and also that the Company has proper Board-processes and compliance-mechanism in place to the extent, in the manner and subject to the reporting made hereinafter:

I have examined the books, papers, minute books, forms and returns filed and other records maintained by the Company for the financial year ended on **March 31, 2026** according to the provisions of:

- (i) The Companies Act, 2013 (the Act) and the rules made thereunder;
- (ii) The Securities Contracts (Regulation) Act, 1956 ('SCRA') and the rules made thereunder; **(Not applicable to the Company during the audit period)**
- (iii) The Depositories Act, 1996 and the Regulations and Bye-laws framed thereunder; **(Not applicable to the Company during the audit period)**
- (iv) Foreign Exchange Management Act, 1999 and the rules and regulations made thereunder to the extent of Foreign Direct Investment, Overseas Direct Investment and External Commercial Borrowings; **(Not applicable to the Company during the audit period)**
- (v) The following Regulations and Guidelines prescribed under the Securities and Exchange Board of India Act, 1992 ('SEBI Act') as amended from time to time:
  - a. The Securities and Exchange Board of India (Substantial Acquisition of Shares and Takeovers) Regulations, 2011; **(Not applicable to the Company during the audit period)**
  - b. The Securities and Exchange Board of India (Prohibition of Insider Trading) Regulations, 1992\*;
  - c. The Securities and Exchange Board of India (Issue of Capital and Disclosure Requirements) Regulations, 2018; **(Not applicable to the Company during the audit period)**
  - d. The Securities and Exchange Board of India (Share Based Employee Benefits and Sweat Equity) Regulations, 2021; **(Not applicable to the Company during the audit period)**
  - e. The Securities and Exchange Board of India (Issue and Listing of Debt Securities) Regulations, 2008; **(Not applicable to the Company during the audit period)**
  - f. The Securities and Exchange Board of India (Registrars to an Issue and Share Transfer Agents) Regulations, 1993 regarding the Companies Act and dealing with client; **(To the extent applicable to the Company)**
  - g. The Securities and Exchange Board of India (Delisting of Equity Shares) Regulations, 2021; **(Not applicable to the Company during the audit period)**
  - h. The Securities and Exchange Board of India (Buyback of Securities) Regulations, 2018; **(Not applicable to the Company during the audit period)** and
    - \* The Company being a material subsidiary of the Central Depository Services (India) Limited ("CDSL"), employees of the Company have been categorised as Designated Persons and are covered by the Code of Conduct under the Securities and Exchange Board of India (Prohibition of Insider Trading) Regulations, 2015, of CDSL.

- (vi) I further report that, based on the representation made by the Company and its Officers, compliance mechanism prevailing in the Company and on examination of the relevant documents and records in pursuance thereof on test-check basis, the Company has generally complied with the following laws applicable specifically to the Company:
  - a. SEBI {KYC (Know your client) Registration Agency} Regulations, 2011.
  - b. International Financial Services Centres Authority (KYC Registration Agency) Regulations, 2025
  - c. Securities and Exchange Board of India Act, 1992 & Circulars, Master Circulars and Regulations issued by SEBI and applicable to the Company.

I have also examined compliance with the applicable clauses of the following:

- (i) Secretarial Standards issued by the Institute of Company Secretaries of India (SS - 1 and SS - 2).
- (ii) The Securities and Exchange Board of India (Listing Obligations and Disclosure Requirements) Regulations, 2015 (To the extent applicable to material subsidiary of the listed entity).

During the period under review the Company has complied with the provisions of the Act, Rules, Regulations, Guidelines, Standards, etc. mentioned above;

**I further report that:**

The Board of Directors of the Company is duly constituted with proper balance of Executive Directors, Non-Executive Directors and Independent Directors. The changes in the composition of the Board of Directors that took place during the period under review were carried out in compliance with the provisions of the Act.

Adequate notice is given to all Directors to schedule the Board Meetings, agenda and detailed notes on agenda were sent at least seven days in advance and for the meetings convened under shorter notice, if any, were in compliance with Section 173(3) of the Companies Act, 2013 and a system exists for seeking and obtaining further information and clarifications on the agenda items before the meeting and for meaningful participation at the meeting.

All decisions at the Board and Committees meetings are carried out unanimously as recorded in the minutes of the meetings of the Board of Directors and Committees of the Board, as the case may be and no dissenting views have been recorded.

**I further report that** based on the review of the compliance mechanism established by the Company and on the basis of Compliance certificate(s) issued by various departments and taken on record by the Board of Directors at their meetings, I am of the opinion that there are adequate systems and processes in the Company commensurate with the size and operations of the Company to monitor and ensure compliance with applicable laws, rules, regulations and guidelines.

**I further report that** during the audit period there were following events/actions reported having major bearing on Company's affairs:

- (i) **Mr. Sunil Alvares re-appointed** as the Managing Director (**MD**) and Chief Executive Officer (**CEO**) of the Company for a period from November 1, 2025 to April 30, 2026. Further, the Board of Directors of the Company at its meeting held on January 22, 2026 has also approved his reappointment as MD & CEO of the Company for a further period of three (3) years with effect from May 1, 2026 upto April 30, 2029, subject to the approval of the shareholders of the Company.
- (ii) The International Financial Services Centres Authority (**IFSCA**) on February 04, 2026 has granted **certificate of registration to CVL as a KYC Registration Agency** under the International Financial Services Centres Authority Act, 2019 ("IFSCA Act") read with the IFSCA (KYC Registration Agency) Regulations, 2025 ("KRA Regulations"), to carry out the activities of a KYC Registration Agency in the IFSC.

For **Vatsal Doshi & Associates**  
Company Secretaries

Date : April 13, 2026  
Place : Mumbai

**Sd/-**  
**Vatsal K. Doshi**  
Proprietor  
FCS No.: 12399  
CP No.: 22976  
PR No.: 3191/2023  
UDIN : F012399H000085934

*This Report is to be read with my letter of even date which is annexed as **Annexure - I** and forms an integral part of this report.*

To,  
**The Members,**  
**CDSL Ventures Limited**  
Unit No. A-2501, Marathon Futurex,  
Mafatlal Mills Compound,  
N. M. Joshi Marg, Lower Parel (E),  
Mumbai - 400013.

Our Secretarial Audit Report for the Financial Year ended March 31, 2026 of even date is to be read along with this letter.

**Auditor's responsibility**

Based on audit, our responsibility is to express an opinion on the compliance with the applicable laws and maintenance of records by the Company. I conducted the audit in accordance with the auditing standards CSAS 1 to CSAS 4 ("CSAS") prescribed by the Institute of Company Secretaries of India ("ICSI"). These standards require that the auditor complies with statutory and regulatory requirements and plans and performs the audit to obtain reasonable assurance about compliance with applicable laws and maintenance of records.

- 1) Maintenance of Secretarial record is the responsibility of the Management of the Company. My responsibility is to express an opinion on these Secretarial Records based on my audit.
- 2) I have followed the audit practices and processes as were appropriate to obtain reasonable assurance about the correctness of the contents of the Secretarial records. The verification was done on test basis to ensure that correct facts are reflected in the Secretarial records. I believe that the processes and practices, I followed provide a reasonable basis for my opinion.
- 3) I have not verified the correctness and appropriateness of financial records and Books of Accounts of the Company.
- 4) Wherever required, I have obtained the Management representation made by the Company and its Officers for systems and mechanism formed by the Company for compliances of laws, rules and regulations and happening of events etc.
- 5) The compliance of the provisions of Corporate and other applicable Laws, Rules, Regulations, Standards is the responsibility of the Management. My examination was limited to the verification of procedures on test basis.
- 6) The Secretarial Audit report is neither an assurance as to the future viability of the Company nor the efficiency or effectiveness with which the Management has conducted the affairs of the Company.

For **Vatsal Doshi & Associates**  
Company Secretaries

Date : April 13, 2026  
Place : Mumbai

**Sd/-**  
**Vatsal K. Doshi**  
Proprietor  
FCS No.: 12399  
CP No.: 22976  
PR No.: 3191/2023  
UDIN : F012399H000085934

## ANNEXURE - D

**Statement under Section 134(3) of the Companies Act 2013 read with the Rule (5)(2) of the Companies (Appointment and Remuneration of Managerial Personnel) Rules, 2014**

Name & Qualification	Age in years	Designation	Remuneration received (₹)	Experience (No. of years)	Date of commencement of employment	Last employment & designation
Shri Sunil Alvares	60	Managing Director & CEO	2,25,78,999	38	23 <sup>rd</sup> July, 1998	Karvy Consultants Ltd. Manager - Marketing

**Notes:**

1. Remuneration includes basic salary, performance linked incentive, other allowances, company's contribution to provident fund and taxable value of perquisites.

The said executive is not relative of any Directors of the company.

# Independent Auditor's Report

**To**  
**The Members of**  
**CDSL Ventures Limited**  
**Report on the Audit of the Financial Statements**

## **OPINION**

We have audited the accompanying financial statements of **CDSL Ventures Limited** ("the Company"), which comprise the Balance Sheet as at March 31, 2026, the Statement of Profit and Loss, including the statement of Other Comprehensive Income, the Cash Flow Statement and the Statement of Changes in Equity for the year then ended, and notes to the financial statements, including a summary of material accounting policies and other explanatory information, in which are included the returns for the year ended on that date audited by the branch auditors of the Company's GIFT City branch.

In our opinion and to the best of our information and according to the explanations given to us and based on the consideration of report of other auditor on separate financial statements and on the other financial information of the GIFT City branch, the aforesaid financial statements give the information required by the Companies Act, 2013, as amended ("the Act") in the manner so required and give a true and fair view in conformity with the accounting principles generally accepted in India, of the state of affairs of the Company as at March 31, 2026, its profit including other comprehensive income, its cash flows and the changes in equity for the year ended on that date.

## **BASIS FOR OPINION**

We conducted our audit of the financial statements in accordance with the Standards on Auditing (SAs), as specified under section 143(10) of the Act. Our responsibilities under those Standards are further described in the 'Auditor's Responsibilities for the Audit of the Financial Statements' section of our report. We are independent of the Company in accordance with the 'Code of Ethics' issued by the Institute of Chartered Accountants of India together with the ethical requirements that are relevant to our audit of the financial statements under the provisions of the Act and the Rules thereunder, and we have fulfilled our other ethical responsibilities in accordance with these requirements and the Code of Ethics. We believe that the audit evidence we have obtained is sufficient and appropriate to provide a basis for our audit opinion on the financial statements.

## **OTHER INFORMATION**

The Company's Board of Directors is responsible for the other information. The other information comprises the information included in the Directors Report, but does not include the financial statements and our auditor's report thereon.

Our opinion on the financial statements does not cover the other information and we do not express any form of assurance conclusion thereon.

In connection with our audit of the financial statements, our responsibility is to read the other information identified above when it becomes available and, in doing so, consider whether such other information is materially inconsistent with the financial statements or our knowledge obtained in the audit or otherwise appears to be materially misstated. If, based on the work we have performed, we conclude that there is a material misstatement of this other information, we are required to report that fact. We have nothing to report in this regard.

## **RESPONSIBILITY OF MANAGEMENT FOR THE FINANCIAL STATEMENTS**

The Company's Board of Directors is responsible for the matters stated in section 134(5) of the Act with respect to the preparation of these financial statements that give a true and fair view of the financial position, financial performance including other comprehensive income, cash flows and changes in equity of the Company in accordance with the accounting principles generally accepted in India, including the Indian Accounting Standards (Ind AS) specified under section 133 of the Act read with the Companies (Indian Accounting Standards) Rules, 2015, as amended, specified under section 133 of the Act. This responsibility also includes maintenance of adequate accounting records in accordance with the provisions of the Act for safeguarding of the assets of the Company and for preventing and detecting frauds and other irregularities; selection and application of appropriate accounting policies; making judgments and estimates that are reasonable and prudent; and the design, implementation and maintenance of adequate internal financial controls,

that were operating effectively for ensuring the accuracy and completeness of the accounting records, relevant to the preparation and presentation of the financial statements that give a true and fair view and are free from material misstatement, whether due to fraud or error.

In preparing the financial statements, management is responsible for assessing the Company's ability to continue as a going concern, disclosing, as applicable, matters related to going concern and using the going concern basis of accounting unless management either intends to liquidate the Company or to cease operations, or has no realistic alternative but to do so.

Those Board of Directors are also responsible for overseeing the Company's financial reporting process.

## AUDITOR'S RESPONSIBILITIES FOR THE AUDIT OF THE FINANCIAL STATEMENTS

Our objectives are to obtain reasonable assurance about whether the financial statements as a whole are free from material misstatement, whether due to fraud or error, and to issue an auditor's report that includes our opinion. Reasonable assurance is a high level of assurance, but is not a guarantee that an audit conducted in accordance with SAs will always detect a material misstatement when it exists. Misstatements can arise from fraud or error and are considered material if, individually or in the aggregate, they could reasonably be expected to influence the economic decisions of users taken on the basis of these financial statements.

As part of an audit in accordance with SAs, we exercise professional judgment and maintain professional skepticism throughout the audit. We also:

- Identify and assess the risks of material misstatement of the financial statements, whether due to fraud or error, design and perform audit procedures responsive to those risks, and obtain audit evidence that is sufficient and appropriate to provide a basis for our opinion. The risk of not detecting a material misstatement resulting from fraud is higher than for one resulting from error, as fraud may involve collusion, forgery, intentional omissions, misrepresentations, or the override of internal control.
- Obtain an understanding of internal control relevant to the audit in order to design audit procedures that are appropriate in the circumstances. Under section 143(3)(i) of the Act, we are also responsible for expressing our opinion on whether the Company has adequate internal financial controls with reference to financial statements in place and the operating effectiveness of such controls.
- Evaluate the appropriateness of accounting policies used and the reasonableness of accounting estimates and related disclosures made by management.
- Conclude on the appropriateness of management's use of the going concern basis of accounting and, based on the audit evidence obtained, whether a material uncertainty exists related to events or conditions that may cast significant doubt on the Company's ability to continue as a going concern. If we conclude that a material uncertainty exists, we are required to draw attention in our auditor's report to the related disclosures in the financial statements or, if such disclosures are inadequate, to modify our opinion. Our conclusions are based on the audit evidence obtained up to the date of our auditor's report. However, future events or conditions may cause the Company to cease to continue as a going concern.
- Evaluate the overall presentation, structure and content of the financial statements, including the disclosures, and whether the financial statements represent the underlying transactions and events in a manner that achieves fair presentation.
- Obtain sufficient appropriate audit evidence regarding the financial statements of the GIFT City branch to express an opinion on the standalone financial statements. We are responsible for the direction, supervision and performance of the audit of the financial statements of the components which have been audited by us. For the branches included in the standalone financial statements, which have been audited by other auditors, such other auditors remain responsible for the direction, supervision and performance of the audits carried out by them. We remain solely responsible for our audit opinion.

We communicate with those charged with governance regarding, among other matters, the planned scope and timing of the audit and significant audit findings, including any significant deficiencies in internal control that we identify during our audit.

We also provide those charged with governance with a statement that we have complied with relevant ethical requirements regarding independence, and to communicate with them all relationships and other matters that may reasonably be thought to bear on our independence, and where applicable, related safeguards.

## OTHER MATTER

We did not audit the financial statements and other financial information of GIFT City branch included in the accompanying standalone financial statements of the Company whose financial statements and other financial information reflect total assets of ₹ 29.10 lakhs as at March 31, 2026 and the total revenues from operations of ₹ Nil for the year ended on that date, as considered in the financial statements of these branches have been audited by the branch auditors whose reports have been furnished to us, and our opinion in so far as it relates to the amounts and disclosures included in respect of branches, is based solely on the report of such branch auditors. Our opinion is not modified in respect of these matters.

### Report on Other Legal and Regulatory Requirements

1. As required by the Companies (Auditor's Report) Order, 2020 ("the Order"), issued by the Central Government of India in terms of sub-section (11) of section 143 of the Act based on our audit and on the consideration of report of the branch auditors on separate financial statements and the other financial information of the GIFT City branch, as noted in the 'Other Matter' paragraph, we give in the "Annexure 1" a statement on the matters specified in paragraphs 3 and 4 of the Order.
2. As required by Section 143(3) of the Act, we report that:
  - (a) We have sought and obtained all the information and explanations which to the best of our knowledge and belief were necessary for the purposes of our audit;
  - (b) In our opinion, proper books of account as required by law have been kept by the Company so far as it appears from our examination of those books and proper returns adequate for the purposes of our audit have been received from the branches not visited by us;
  - (c) The report on the accounts of the branch office of the Company audited under Section 143(8) of the Act by branch auditor have been sent to us and have been properly dealt with by us in preparing this report;
  - (d) The Balance Sheet, the Statement of Profit and Loss including the Statement of Other Comprehensive Income, the Cash Flow Statement and Statement of Changes in Equity dealt with by this Report are in agreement with the books of account and with the returns received from the branches not visited by us;
  - (e) In our opinion, the aforesaid financial statements comply with the Accounting Standards specified under Section 133 of the Act, read with Companies (Indian Accounting Standards) Rules, 2015, as amended, specified under section 133 of the Act;
  - (f) On the basis of the written representations received from the directors as on March 31, 2026 taken on record by the Board of Directors, none of the directors is disqualified as on March 31, 2026 from being appointed as a director in terms of Section 164 (2) of the Act;
  - (g) With respect to the adequacy of the internal financial controls with reference to these financial statements and the operating effectiveness of such controls, refer to our separate Report in "Annexure 2" to this report;
  - (h) In our opinion, the managerial remuneration for the year ended March 31, 2026 has been paid / provided by the Company to its directors in accordance with the provisions of section 197 read with Schedule V to the Act;
  - (i) With respect to the other matters to be included in the Auditor's Report in accordance with Rule 11 of the Companies (Audit and Auditors) Rules, 2014, as amended in our opinion and to the best of our information and according to the explanations given to us:
    - i. The Company has disclosed the impact of pending litigations on its financial position in its financial statements – Refer Note 33 to the financial statements;
    - ii. The Company did not have any long-term contracts including derivative contracts for which there were any material foreseeable losses;
    - iii. There were no amounts which were required to be transferred to the Investor Education and Protection Fund by the Company;
    - iv. a) The management has represented that, to the best of its knowledge and belief, no funds have been advanced or loaned or invested (either from borrowed funds or share premium or any other sources or kind of funds) by the Company to or in any other person(s) or entity(ies), including foreign entities ("Intermediaries"), with

the understanding, whether recorded in writing or otherwise, that the Intermediary shall, whether, directly or indirectly lend or invest in other persons or entities identified in any manner whatsoever by or on behalf of the Company ("Ultimate Beneficiaries") or provide any guarantee, security or the like on behalf of the Ultimate Beneficiaries;

- b) The management has represented that, to the best of its knowledge and belief, no funds have been received by the Company from any person(s) or entity(ies), including foreign entities ("Funding Parties"), with the understanding, whether recorded in writing or otherwise, that the Company shall, whether, directly or indirectly, lend or invest in other persons or entities identified in any manner whatsoever by or on behalf of the Funding Party ("Ultimate Beneficiaries") or provide any guarantee, security or the like on behalf of the Ultimate Beneficiaries; and
- c) Based on such audit procedures performed that have been considered reasonable and appropriate in the circumstances, nothing has come to our notice that has caused us to believe that the representations under sub-clause (a) and (b) contain any material misstatement.
- v. The final dividend paid by the Company during the year in respect of the same declared for the previous year is in accordance with section 123 of the Act to the extent it applies to payment of dividend.
- vi. As stated in note 14.3 to the financial statements, the Board of Directors of the Company have proposed final dividend for the year which is subject to the approval of the members at the ensuing Annual General Meeting. The dividend declared is in accordance with section 123 of the Act to the extent it applies to declaration of dividend.
- vii. Based on our examination which included test checks, the Company had used accounting software for maintaining its books of accounts which has a feature of recording audit trail (edit log) facility and the same has operated throughout the year for all the relevant transactions recorded in the software (Refer Note 45 of the financial statements). Further, during the course of our audit we did not come across any instances of audit trail feature being tampered with. Additionally, the audit trail of prior year has been preserved by the Company as per the statutory requirements for record retention.

**For S.R. Batliboi & Co. LLP**  
**Chartered Accountants**  
**ICAI Firm Registration Number: 301003E/E300005**

**Sd/-**  
**per Jitendra H. Ranawat**  
**Partner**

Membership Number: 103380  
 UDIN: 26103380BGYWRZ8672

Place of Signature: Mumbai  
 Date: April 22, 2026

## ANNEXURE '1' REFERRED TO IN PARAGRAPH UNDER THE HEADING "REPORT ON OTHER LEGAL AND REGULATORY REQUIREMENTS" OF OUR REPORT OF EVEN DATE

### Re: CDSL Ventures Limited ("the Company")

**In terms of the information and explanations sought by us and given by the company and the books of account and records examined by us in the normal course of audit and to the best of our knowledge and belief, we state that:**

- (i) (a) (A) The Company has maintained proper records showing full particulars, including quantitative details and situation of Property, Plant and Equipment.
- (i) (a) (B) The Company has maintained proper records showing full particulars of intangibles assets.
- (i) (b) Property, Plant and Equipment have been physically verified by the management during the year and no material discrepancies were identified on such verification.
- (i) (c) The title deeds of all the immovable properties (other than properties where the Company is the lessee and the lease agreements are duly executed in favour of the lessee) are held in the name of the Company.
- (i) (d) The Company has not revalued its Property, Plant and Equipment (including Right of use assets) or intangible assets during the year ended March 31, 2026.
- (i) (e) There are no proceedings initiated or are pending against the Company for holding any benami property under the Prohibition of Benami Property Transactions Act, 1988 and rules made thereunder.
- (ii) (a) The Company's business does not require maintenance of inventories and, accordingly, the requirement to report on clause 3(ii)(a) of the Order is not applicable to the Company.
- (ii) (b) The Company has not been sanctioned working capital limits in excess of ₹ five crores in aggregate from banks or financial institutions during any point of time of the year on the basis of security of current assets. Accordingly, the requirement to report on clause 3(ii)(b) of the Order is not applicable to the Company.
- (iii) (a) During the year the Company has not provided advances in the nature of loans, stood guarantee or provided security to companies, firms, Limited Liability Partnerships or any other parties . During the year the Company has provided loans to other parties as follows:

Particulars	Loans (in lakhs)
Aggregate amount granted/ provided during the year	Nil
- Others (employees)	
Balance outstanding as at balance sheet date in respect of above cases	1.21
- Others (employees)	

- (iii) (b) During the year the investments made, security given and the terms and conditions of the grant of all loans and investments are not prejudicial to the Company's interest. During the year the Company has not provided guarantees, and advances in the nature of loans to companies, firms, Limited Liability Partnerships or any other parties.
- (iii) (c) The Company has granted loan during the year to other parties (employees) where the schedule of repayment of principal and payment of interest has been stipulated and the repayment or receipts are regular.
- (iii) (d) There are no amounts of loans granted to other parties, which are overdue for more than ninety days.
- (iii) (e) There were no loans or advance in the nature of loan granted to other parties which was fallen due during the year, that have been renewed or extended or fresh loans granted to settle the overdues of existing loans given to the same parties.
- (iii) (f) The Company has not granted any loans or advances in the nature of loans, either repayable on demand or without specifying any terms or period of repayment to companies, firms, Limited Liability Partnerships or any other parties. Accordingly, the requirement to report on clause 3(iii)(f) of the Order is not applicable to the Company.
- (iv) There are no loans, investments, guarantees, and security in respect of which provisions of sections 185 of the Companies Act, 2013 are applicable hence not commented upon. Loans and investments in respect of which provisions of sections 186 of the Companies Act, 2013 are applicable have been complied with by the Company.

(v) The Company has neither accepted any deposits from the public nor accepted any amounts which are deemed to be deposits within the meaning of sections 73 to 76 of the Companies Act and the rules made thereunder, to the extent applicable. Accordingly, the requirement to report on clause 3(v) of the Order is not applicable to the Company.

(vi) The Company is not in the business of sale of any goods or provision of such services as prescribed. Accordingly, the requirement to report on clause 3(vi) of the Order is not applicable to the Company.

(vii) (a) The Company is regular in depositing with appropriate authorities undisputed statutory dues including goods and services tax, provident fund, employees' state insurance, income-tax, profession tax, labour welfare fund, cess and other statutory dues applicable to it.

According to the information and explanations given to us and based on audit procedures performed by us, no undisputed dues in respect of goods and services tax, provident fund, employees' state insurance, income-tax, profession tax, labour welfare fund and cess which were outstanding, at the year end, for a period of more than six months from the date they became payable.

As informed, the provisions of sales tax, service tax, duty of customs, duty of excise and value added tax are currently not applicable to the Company.

(vii) (b) The dues of goods and services tax, provident fund, employees' state insurance, income-tax, cess and other statutory dues have not been deposited on account of any dispute, are as follows:

Name of the statute	Nature of the dues	Amount (₹ in lakhs)	Period to which the amount relates	Forum where the dispute is pending
CGST Act, 2017	CGST	11.19	2018-19	Joint Commissioner of State Tax (Appeals) - Maharashtra
Income Tax Act, 1961*	Income Tax	63.12	FY 2019-20 & FY 2020-21	Assessing Officer

As informed, the provisions of sales tax, duty of customs, duty of excise and value added tax are currently not applicable to the Company.

\* During the previous years, the Company has deposited ₹ 63.12 lakhs under protest in connection with a dispute with Income Tax authorities.

(viii) The Company has not surrendered or disclosed any transaction, previously unrecorded in the books of account, in the tax assessments under the Income Tax Act, 1961 as income during the year. Accordingly, the requirement to report on clause 3(viii) of the Order is not applicable to the Company.

(ix) (a) The Company did not have any outstanding loans or borrowings or interest thereon due to any lender during the year. Accordingly, the requirement to report on clause ix(a) of the Order is not applicable to the Company.

(ix) (b) The Company has not been declared wilful defaulter by any bank or financial institution or government or any government authority.

(ix) (c) The Company did not have any term loans outstanding during the year hence, the requirement to report on clause (ix)(c) of the Order is not applicable to the Company.

(ix) (d) The Company did not raise any funds during the year hence, the requirement to report on clause (ix)(d) of the Order is not applicable to the Company.

(ix) (e) The Company does not have any subsidiary, associate or joint venture. Accordingly, the requirement to report on clause 3(ix)(e) of the Order is not applicable to the Company.

(ix) (f) The Company has not raised loans during the year on the pledge of securities held in its subsidiaries, joint ventures or associate companies. Hence, the requirement to report on clause (ix)(f) of the Order is not applicable to the Company.

(x) (a) The Company has not raised any money during the year by way of initial public offer / further public offer (including debt instruments) hence, the requirement to report on clause 3(x)(a) of the Order is not applicable to the Company.

- (x) (b) The Company has not made any preferential allotment or private placement of shares /fully or partially or optionally convertible debentures during the year under audit and hence, the requirement to report on clause 3(x)(b) of the Order is not applicable to the Company.
- (xi) (a) No fraud by the Company or no fraud on the Company has been noticed or reported during the year.
- (xi) (b) During the year, no report under sub-section (12) of section 143 of the Companies Act, 2013 has been filed by secretarial auditor or by us in Form ADT – 4 as prescribed under Rule 13 of Companies (Audit and Auditors) Rules, 2014 with the Central Government.
- (xi) (c) As represented to us by the management, there are no whistle blower complaints received by the Company during the year.
- (xii) (a) (b) (c) The Company is not a Nidhi Company as per the provisions of the Companies Act, 2013. Therefore, the requirement to report on clause 3(xii)(a), clause 3(xii)(b) and clause 3(xii)(c) of the Order is not applicable to the Company.
- (xiii) Transactions with the related parties are in compliance with sections 188 of Companies Act, 2013 where applicable and the details have been disclosed in the notes to the financial statements, as required by the applicable accounting standards. The provisions of section 177 are not applicable to the Company and accordingly the requirements to report under clause 3(xiii) of the Order insofar as it relates to section 177 of the Act is not applicable to the Company.
- (xiv) (a) The Company has an internal audit system commensurate with the size and nature of its business.
- (xiv) (b) The internal audit reports of the Company issued till the date of the audit report, for the period under audit have been considered by us.
- (xv) The Company has not entered into any non-cash transactions with its directors or persons connected with its directors and hence requirement to report on clause 3(xv) of the Order is not applicable to the Company.
- (xvi) (a) The provisions of section 45-IA of the Reserve Bank of India Act, 1934 (2 of 1934) are not applicable to the Company. Accordingly, the requirement to report on clause (xvi)(a) of the Order is not applicable to the Company.
- (xvi) (b) The Company is not engaged in any Non-Banking Financial or Housing Finance activities. Accordingly, the requirement to report on clause (xvi)(b) of the Order is not applicable to the Company.
- (xvi) (c) The Company is not a Core Investment Company as defined in the regulations made by Reserve Bank of India. Accordingly, the requirement to report on clause 3(xvi) of the Order is not applicable to the Company.
- (xvi) (d) There is no Core Investment Company as a part of the Group, hence, the requirement to report on clause 3(xvi)(d) of the Order is not applicable to the Company.
- (xvii) The Company has not incurred cash losses in the current financial year. The Company has not incurred cash losses in the immediately preceding financial year.
- (xviii) There has been no resignation of the statutory auditors during the year and accordingly requirement to report on Clause 3(xviii) of the Order is not applicable to the Company.
- (xix) On the basis of the financial ratios disclosed in note 38 to the financial statements, ageing and expected dates of realization of financial assets and payment of financial liabilities, other information accompanying the financial statements, our knowledge of the Board of Directors and management plans and based on our examination of the evidence supporting the assumptions, nothing has come to our attention, which causes us to believe that any material uncertainty exists as on the date of the audit report that Company is not capable of meeting its liabilities existing at the date of balance sheet as and when they fall due within a period of one year from the balance sheet date. We, however, state that this is not an assurance as to the future viability of the Company. We further state that our reporting is based on the facts up to the date of the audit report and we neither give any guarantee nor any assurance that all liabilities falling due within a period of one year from the balance sheet date, will get discharged by the Company as and when they fall due.

- (xx) (a) In respect of other than ongoing projects, there are no unspent amounts that are required to be transferred to a fund specified in Schedule VII of the Companies Act (the Act), in compliance with second proviso to sub section 5 of section 135 of the Act. This matter has been disclosed in note 33 to the financial statements.
- (xx) (b) There are no unspent amounts in respect of ongoing projects, that are required to be transferred to a special account in compliance of provision of sub section 6 of section 135 of Companies Act. This matter has been disclosed in note 33 to the financial statements.

**For S.R. Batliboi & Co. LLP**  
**Chartered Accountants**  
**ICAI Firm Registration Number: 301003E/E300005**

**Sd/-**  
**per Jitendra H. Ranawat**  
**Partner**

Membership Number: 103380  
UDIN: 26103380BGYWRZ8672

Place of Signature: Mumbai  
Date: April 22, 2026



## **ANNEXURE 2 TO THE INDEPENDENT AUDITOR'S REPORT OF EVEN DATE ON THE FINANCIAL STATEMENTS OF CDSL VENTURES LIMITED**

### **Report on the Internal Financial Controls under Clause (i) of Sub-section 3 of Section 143 of the Companies Act, 2013 ("the Act")**

We have audited the internal financial controls with reference to financial statements of CDSL Ventures Limited ("the Company") as of March 31, 2026 in conjunction with our audit of the financial statements of the Company for the year ended on that date.

#### **Management's Responsibility for Internal Financial Controls**

The Company's Management is responsible for establishing and maintaining internal financial controls based on the internal control over financial reporting criteria established by the Company considering the essential components of internal control stated in the Guidance Note on Audit of Internal Financial Controls Over Financial Reporting issued by the Institute of Chartered Accountants of India ("ICAI"). These responsibilities include the design, implementation and maintenance of adequate internal financial controls that were operating effectively for ensuring the orderly and efficient conduct of its business, including adherence to the Company's policies, the safeguarding of its assets, the prevention and detection of frauds and errors, the accuracy and completeness of the accounting records, and the timely preparation of reliable financial information, as required under the Companies Act, 2013.

#### **Auditor's Responsibility**

Our responsibility is to express an opinion on the Company's internal financial controls with reference to these financial statements based on our audit. We conducted our audit in accordance with the Guidance Note on Audit of Internal Financial Controls Over Financial Reporting (the "Guidance Note") and the Standards on Auditing, as specified under section 143(10) of the Act, to the extent applicable to an audit of internal financial controls, both issued by ICAI. Those Standards and the Guidance Note require that we comply with ethical requirements and plan and perform the audit to obtain reasonable assurance about whether adequate internal financial controls with reference to these financial statements was established and maintained and if such controls operated effectively in all material respects.

Our audit involves performing procedures to obtain audit evidence about the adequacy of the internal financial controls with reference to these financial statements and their operating effectiveness. Our audit of internal financial controls with reference to financial statements included obtaining an understanding of internal financial controls with reference to these financial statements, assessing the risk that a material weakness exists, and testing and evaluating the design and operating effectiveness of internal control based on the assessed risk. The procedures selected depend on the auditor's judgement, including the assessment of the risks of material misstatement of the financial statements, whether due to fraud or error.

We believe that the audit evidence we have obtained is sufficient and appropriate to provide a basis for our audit opinion on the Company's internal financial controls with reference to these financial statements.

#### **Meaning of Internal Financial Controls with Reference to these Financial Statements**

A Company's internal financial controls with reference to financial statements is a process designed to provide reasonable assurance regarding the reliability of financial reporting and the preparation of financial statements for external purposes in accordance with generally accepted accounting principles. A company's internal financial controls with reference to financial statements includes those policies and procedures that (1) pertain to the maintenance of records that, in reasonable detail, accurately and fairly reflect the transactions and dispositions of the assets of the Company; (2) provide reasonable assurance that transactions are recorded as necessary to permit preparation of financial statements in accordance with generally accepted accounting principles, and that receipts and expenditures of the Company are being made only in accordance with authorisations of management and directors of the Company; and (3) provide reasonable assurance regarding prevention or timely detection of unauthorised acquisition, use, or disposition of the Company's assets that could have a material effect on the financial statements.

#### **Inherent Limitations of Internal Financial Controls with Reference to Financial Statements**

Because of the inherent limitations of internal financial controls with reference to financial statements, including the possibility of collusion or improper management override of controls, material misstatements due to error or fraud may occur and not be detected. Also, projections of any evaluation of the internal financial controls with reference to financial statements to future periods are subject to the risk that the internal financial control with reference to financial statements may become inadequate because of changes in conditions, or that the degree of compliance with the policies or procedures may deteriorate.

**Opinion**

In our opinion, the Company has, in all material respects, adequate internal financial controls with reference to financial statements and such internal financial controls with reference to financial statements were operating effectively as at March 31, 2026, based on the internal control over financial reporting criteria established by the Company considering the essential components of internal control stated in the Guidance Note issued by the ICAI.

**For S.R. Batliboi & Co. LLP**  
**Chartered Accountants**  
**ICAI Firm Registration Number: 301003E/E300005**

**Sd/-**  
**per Jitendra H. Ranawat**  
**Partner**

Membership Number: 103380  
UDIN: 26103380BGYWRZ8672

Place of Signature: Mumbai  
Date: April 22, 2026

# Balance Sheet

as at March 31, 2026

CIN: U93090MH2006PLC164885

(₹ in Lakh)

Particulars	Note No.	As at March 31, 2026	As at March 31, 2025
<b>ASSETS</b>			
<b>1 Non-current assets</b>			
a. Property, Plant and Equipment	3	9,131.86	8,150.42
b. Intangible assets	3	812.06	668.78
c. Right of use assets	3	24.19	-
d. Capital work in progress	3.2	553.32	106.06
e. Intangible Assets under Development	3.1	188.83	-
f. Financial assets			
i. Investments			
a. Investment in fellow subsidiaries	4	97.50	97.50
b. Other investments	5	21,800.84	24,157.15
ii. Loans	6	0.10	2.59
iii. Other financial assets	10	424.41	310.41
g. Non current tax assets (net)	11	564.99	233.93
h. Other non current assets	12	446.08	410.88
<b>Total Non-Current Assets</b>		<b>34,044.18</b>	<b>34,137.72</b>
<b>2 Current assets</b>			
a. Financial assets			
i. Investments	5	499.64	2,298.67
ii. Trade receivables	7	2,854.96	2,099.27
iii. Cash and cash equivalents	8	1,930.42	1,482.17
iv. Bank balances other than (ii) above	9	3.51	3.30
v. Loans	6	1.11	1.95
vi. Others financial assets	10	91.87	237.92
b. Other current assets	12	1,884.51	983.85
<b>Total Current Assets</b>		<b>7,266.02</b>	<b>7,107.13</b>
<b>Total Assets (1+2)</b>		<b>41,310.20</b>	<b>41,244.85</b>
<b>EQUITY AND LIABILITIES</b>			
<b>1 Equity</b>			
a. Equity share capital	13	500.00	500.00
b. Other equity	14	37,273.99	37,935.91
<b>Total Equity</b>		<b>37,773.99</b>	<b>38,435.91</b>
<b>Liabilities</b>			
<b>2 Non-current liabilities</b>			
a. Financial Liabilities			
i. Lease liabilities	16	15.57	-
ii. Other financial liabilities	18	69.15	107.27
b. Provisions	20	165.25	102.38
c. Deferred tax liabilities (Net)	15	621.49	507.36
d. Other non-current liabilities	19	84.81	16.96
<b>Total Non-Current Liabilities</b>		<b>956.27</b>	<b>733.97</b>
<b>3 Current liabilities</b>			
a. Financial liabilities			
i. Lease liabilities	16	8.99	-
ii. Trade payables	17	-	-
a. Total outstanding dues of micro enterprises and small enterprises		-	-
b. Total outstanding dues of creditors other than micro enterprises and small enterprises		1,427.81	976.43
iii. Other financial liabilities	18	455.89	517.42
b. Other current liabilities	19	608.13	501.43
c. Provisions	20	79.12	79.69
<b>Total Current Liabilities</b>		<b>2,579.94</b>	<b>2,074.97</b>
<b>4 Total Liabilities (2+3)</b>		<b>3,536.21</b>	<b>2,808.94</b>
<b>Total Equity and Liabilities (1+4)</b>		<b>41,310.20</b>	<b>41,244.85</b>
<b>Material accounting policies and accompanying notes form an integral part of the Financial Statements</b>	<b>1-46</b>		

As per our report of even date attached

**For S. R. Batliboi & Co. LLP**

Chartered Accountants  
ICAI Firm Registration No. 301003E/E300005

**Sd/-  
Jitendra H. Ranawat**

Partner  
Membership No.103380

Place : Mumbai  
Date : April 22, 2026

For and on behalf of the Board of Directors of  
**CDSL Ventures Limited**

**Sd/-  
Sunil Alvares**  
Managing Director & CEO  
DIN: 08943476

**Sd/-  
Mohini Kharpude**  
Company Secretary  
M No. A31814

Place : Mumbai  
Date : April 22, 2026

**Sd/-  
Swaroopkumar Gothi**  
Director  
DIN: 10969020

**Sd/-  
Preeti Gogate**  
Chief Financial Officer

Place : Mumbai  
Date : April 22, 2026

# Statement of Profit and Loss

for the year ended March 31, 2026

CIN: U93090MH2006PLC164885

(₹ in Lakh)

Particulars	Note No.	For the year ended March 31, 2026	For the year ended March 31, 2025
<b>Income</b>			
<b>1 Revenue from operations</b>	21	18,280.99	23,191.36
<b>2 Other income</b>	22	1,536.17	2,303.37
<b>3 Total income (1+2)</b>		<b>19,817.16</b>	<b>25,494.73</b>
<b>4 Expenses</b>			
Employee benefits expenses	23	1,852.06	1,521.24
Finance cost		0.53	0.11
Depreciation and amortisation expenses	24	1,167.19	808.13
Other expenses	25	9,390.05	8,515.22
<b>Total expenses</b>		<b>12,409.83</b>	<b>10,844.70</b>
<b>5 Profit before tax (3-4)</b>		<b>7,407.33</b>	<b>14,650.03</b>
<b>6 Tax Expenses:</b>			
Current tax		1,905.46	3,367.26
Deferred tax		(34.98)	286.93
<b>Total tax expenses</b>		<b>1,870.48</b>	<b>3,654.19</b>
<b>7 Net Profit for the year(5-6)</b>		<b>5,536.85</b>	<b>10,995.84</b>
<b>8 Other comprehensive income</b>			
Items that will not be reclassified to profit or loss in subsequent periods			
i. Remeasurements of the defined benefit plans;		1.64	4.05
ii. Income tax on above		(0.41)	(1.02)
<b>Other comprehensive (loss) / income (net of tax)</b>		<b>1.23</b>	<b>3.03</b>
<b>9 Total comprehensive Income/(loss) for the year (7+8)</b>		<b>5,538.08</b>	<b>10,998.87</b>
<b>10 Earnings per equity share(EPS) computed on the basis of profit of the year:</b>			
Basic and Diluted EPS (₹)		110.74	219.92
Face value of share (₹)		10.00	10.00
<b>Material accounting policies and accompanying notes form an integral part of the Financial Statements</b>	<b>1-46</b>		

As per our report of even date attached

**For S. R. Batliboi & Co. LLP**Chartered Accountants  
ICAI Firm Registration No. 301003E/E300005

Sd/-

**Jitendra H. Ranawat**Partner  
Membership No.103380Place : Mumbai  
Date : April 22, 2026

For and on behalf of the Board of Directors of

**CDSL Ventures Limited**

Sd/-

**Sunil Alvares**Managing Director & CEO  
DIN: 08943476

Sd/-

**Mohini Kharpude**Company Secretary  
M No. A31814Place : Mumbai  
Date : April 22, 2026

Sd/-

**Swaroopkumar Gothi**Director  
DIN: 10969020

Sd/-

**Preeti Gogate**

Chief Financial Officer

Place : Mumbai  
Date : April 22, 2026

# Statement of Changes in Equity

for year ended March 31, 2026

CIN: U93090MH2006PLC164885

## A. Equity Share Capital of ₹ 10 each issued, subscribed and fully paid

(₹ in Lakh)

	No of Shares	Amount
Balance as at beginning of April 1, 2025	50,00,000	500.00
Changes in equity share capital during the year	-	-
<b>Balance as at March 31, 2026</b>	<b>50,00,000</b>	<b>500.00</b>

## STATEMENT OF CHANGES IN EQUITY FOR THE YEAR ENDED MARCH 31, 2025

### A. Equity Share Capital of ₹ 10 each issued, subscribed and fully paid

(₹ in Lakh)

	No of Shares	Amount
Balance as at beginning of April 1, 2024	50,00,000	500.00
Changes in equity share capital during the year	-	-
<b>Balance as at March 31, 2025</b>	<b>50,00,000</b>	<b>500.00</b>

## B. OTHER EQUITY

(₹ in Lakh)

Particulars	Reserves and Surplus		Other Comprehensive Income	Total
	Securities Premium	Retained Earnings		
Balance as at beginning of April 1, 2025	1,600.00	36,407.56	(71.65)	37,935.91
Profit for the year	-	5,536.85	-	5,536.85
Other comprehensive income for the year	-	-	1.23	1.23
Dividend payment	-	(6,200.00)	-	(6,200.00)
<b>Balance as at March 31, 2026</b>	<b>1,600.00</b>	<b>35,744.41</b>	<b>(70.42)</b>	<b>37,273.99</b>
Changes in accounting policy	-	-	-	-
<b>Balance as at beginning of April 1, 2024</b>	<b>1,600.00</b>	<b>30,161.72</b>	<b>(74.68)</b>	<b>31,687.04</b>
Profit for the year	-	10,995.84	-	10,995.84
Other comprehensive income for the year	-	-	3.03	3.03
Dividend payment	-	(4,750.00)	-	(4,750.00)
<b>Balance as at March 31, 2025</b>	<b>1,600.00</b>	<b>36,407.56</b>	<b>(71.65)</b>	<b>37,935.91</b>
<b>Material accounting policies and accompanying notes form an integral part of the Financial Statements</b>	<b>1-46</b>			

As per our report of even date attached

### For S. R. Batliboi & Co. LLP

Chartered Accountants  
ICAI Firm Registration No. 301003E/E300005

Sd/-  
**Jitendra H. Ranawat**

Partner  
Membership No.103380

Place : Mumbai  
Date : April 22, 2026

For and on behalf of the Board of Directors of  
**CDSL Ventures Limited**

Sd/-  
**Sunil Alvares**  
Managing Director & CEO  
DIN: 08943476

Sd/-  
**Mohini Kharpude**  
Company Secretary  
M No. A31814

Place : Mumbai  
Date : April 22, 2026

Sd/-  
**Swaroopkumar Gothi**  
Director  
DIN: 10969020

Sd/-  
**Preeti Gogate**  
Chief Financial Officer

Place : Mumbai  
Date : April 22, 2026

# Statement of Cash Flows

for year ended March 31, 2026

CIN: U93090MH2006PLC164885  
(₹ in Lakh)

PARTICULARS	For the year ended March 31, 2026	For the year ended March 31, 2025
<b>A. CASH FLOW FROM OPERATING ACTIVITIES</b>		
<b>Profit before tax</b>	<b>7,407.33</b>	<b>14,650.03</b>
<b>Adjustments for</b>		
Depreciation and Amortisation expenses	1,167.19	808.13
Gain on sale / disposal of property, plant and equipments and intangible assets (Net)	-	(2.65)
Amortisation of premium on bonds	1.75	-
Interest cost on lease liabilities	0.53	0.11
Interest income recognised on fixed deposit, bonds and STRIPS	(828.46)	(989.69)
Net gain arising on financial assets measured at FVTPL	(695.37)	(1,289.97)
Impairment loss on financial instrument	-	22.73
<b>Operating profit before working capital changes</b>	<b>7,052.97</b>	<b>13,198.69</b>
<b>Movements in Working Capital</b>		
(Increase) / Decrease in trade receivables	(755.69)	1,432.62
(Increase) / Decrease in loans (assets)	3.33	(2.83)
(Increase) / Decrease in other financial assets	8.17	11.70
(Increase) / Decrease in other assets	(935.86)	(296.53)
Increase / (Decrease) in trade payables	451.38	(95.69)
Increase / (Decrease) in provisions	63.94	(24.86)
Increase / (Decrease) in other financial liabilities	(99.65)	212.43
Increase / (Decrease) in other liabilities	174.55	(107.85)
<b>Total working capital changes</b>	<b>(1,089.83)</b>	<b>1,128.99</b>
<b>Cash Flows generated from Operations</b>	<b>5,963.14</b>	<b>14,327.68</b>
Income taxes paid	(2,087.82)	(3,593.92)
<b>Net Cash Flows generated from Operating Activities</b>	<b>3,875.32</b>	<b>10,733.76</b>
<b>B. CASH FLOW FROM INVESTING ACTIVITIES</b>		
Purchase of property, plant and equipment (including capital work in progress)	(2,380.79)	(7,505.93)
Purchase of intangible assets	(571.40)	(603.98)
Proceeds from sale of property, plant and equipment	-	2.65

# Statement of Cash Flows

for year ended March 31, 2026

CIN: U93090MH2006PLC164885

(₹ in Lakh)

PARTICULARS	For the year ended March 31, 2026	For the year ended March 31, 2025
Purchase of investments	(3,314.99)	(8,229.10)
Proceeds from Sale of investments	8,682.92	8,949.81
Investments in fixed deposits with banks	(289.25)	(106.40)
Proceeds from maturity of fixed deposits with banks	245.73	1,753.83
Interest Received	376.68	471.73
<b>Net Cash Flows generated from Investing Activities</b>	<b>2,748.90</b>	<b>(5,267.39)</b>
<b>C. CASH FLOW FROM FINANCING ACTIVITIES</b>		
Dividend paid	(6,200.00)	(4,750.00)
Payment of principal portion of lease liabilities	24.03	(16.80)
<b>Net Cash Flows used in Financing Activities</b>	<b>(6,175.97)</b>	<b>(4,766.80)</b>
<b>Net Increase / (Decrease) in Cash and Cash Equivalents (A+B+C)</b>	<b>448.25</b>	<b>699.57</b>
Cash and Cash Equivalents at the beginning of the year	1,482.17	782.60
<b>Cash and cash equivalents at the period end comprises</b>	<b>1,930.42</b>	<b>1,482.17</b>
Cash and cash equivalents at the end of the period comprises		
i) Cash on hand	-	-
ii) Balances with Banks - Current Account	1,930.42	1,482.17
<b>Material accounting policies and accompanying notes form an integral part of the Financial Statements</b>	<b>1-46</b>	

- The Cash Flow Statement has been prepared under the "Indirect Method" as set out in Ind As - 7 "Statement of Cash Flows".
- Figures for the previous year have been regrouped whenever necessary to correspond with the current year's disclosure.

As per our report of even date attached

**For S. R. Batliboi & Co. LLP**

Chartered Accountants  
ICAI Firm Registration No. 301003E/E300005

**Sd/-  
Jitendra H. Ranawat**

Partner  
Membership No.103380

Place : Mumbai  
Date : April 22, 2026

For and on behalf of the Board of Directors of  
**CDSL Ventures Limited**

**Sd/-  
Sunil Alvares**  
Managing Director & CEO  
DIN: 08943476

**Sd/-  
Mohini Kharpude**  
Company Secretary  
M No. A31814

Place : Mumbai  
Date : April 22, 2026

**Sd/-  
Swaroopkumar Gothi**  
Director  
DIN: 10969020

**Sd/-  
Preeti Gogate**  
Chief Financial Officer

Place : Mumbai  
Date : April 22, 2026

# Notes to the Financial Statements

for the year ended March 31, 2026

## 1 CORPORATE INFORMATION

- 1.1** CDSL Ventures Limited ("CVL" or "the Company") (CIN: U93090MH2006PLC164885) is a wholly owned subsidiary of Central Depository Services (India) Limited, incorporated on September 25, 2006. The Company is a public company domiciled in India and is incorporated under the provisions of the Companies Act applicable in India. The registered office of the Company is located at Unit no.A- 2501, Marathon Futurex, 25<sup>th</sup> floor, N M Joshi Marg, Lower parcel, Mumbai.

CVL began its journey in 2008 by handling Customer Profiling and Record keeping of Mutual Fund Investors on account of the PMLA Act related KYC requirements. After the introduction of the KRA regulations in 2011, CVL was the first entity to register as a KYC Registration Agency (KRA) with SEBI. As a KRA, CVL provides fully digitized KYC services to all intermediaries in the Capital Markets. CVL is also offering the following services namely CKYC support services, Aadhar based eKYC and e sign services, Register and Transfer Agent services (RTA), PMJJBY services, GST Suvidha Provider Services for filing GST Returns, Processing and handling Refund payments to investors and Accreditation Agency services.

The International Financial Services Centres Authority (IFSCA) on February 04, 2026 has granted certificate of registration to CVL as a KYC Registration Agency under the International Financial Services Centres Authority Act, 2019 (IFSCA Act) read with the IFSCA (KYC Registration Agency) Regulations, 2025 (KRA Regulations), to carry out the activities of a KYC Registration Agency in the IFSC

- 1.2** The financial statements for the year ended March 31, 2026 were approved by the Board of Directors and authorised for issue on April 22, 2026

## 2 MATERIAL ACCOUNTING POLICIES:

### 2.1 Basis of preparation and presentation

#### 2.1.1 Statement of compliance

The financial statements as at and for the year ended March 31, 2026 have been prepared in accordance with Indian Accounting Standards ("Ind AS") notified under section 133 of the Companies Act 2013, read together with the Companies (Indian Accounting Standards) Rules, 2015 (as amended time to time) and the financial statements also complies with presentation requirements of Division II of Schedule III to the Companies Act, 2013, (Ind AS compliant Schedule III).

The Company has prepared financial statements on the basis that it will continue to operate as going concern.

#### 2.1.2 Basis of preparation

These financial statements have been prepared on the historical cost basis, except for certain financial instruments which are measured at fair values at the end of each reporting period as required by the relevant Ind AS, further explained in the accounting policies below. Historical cost is generally based on the fair value of the consideration given in exchange for goods and services.

- i. Financial assets and liabilities measured at fair value (refer accounting policy at 2.9).
- ii. Employee benefits (Gratuity and Compensated absences) (refer accounting policy at 2.10).

#### 2.1.3 Functional and presentation currency

The financial statements are presented in Indian rupees, the national currency of India, which is the functional currency of the Company and the currency of the primary economic environment in which the Company operates. All financial information presented in Indian rupees has been rounded to the nearest lakh upto two decimal except equity share and per equity share data in terms of Schedule III unless otherwise stated.

The Company has a branch in GIFT City, Gandhinagar, where the financial statements of Branch are presented in US Dollars, which is the functional currency in IFSCA and in Indian Rupees, which is the functional currency of the Company.

The financial statements provide comparative information in respect of previous period.

# Notes to the Financial Statements

for the year ended March 31, 2026

## 2.1.4 Use of Estimates:

- a) The preparation of these financial statements in conformity with the recognition and measurement principles of Ind AS requires the management of the Company to make judgment, estimates and assumptions that affect the application of accounting policies and the reported amounts of assets, liabilities, revenue, expenses and disclosure of contingent liabilities.
- b) Estimates and underlying assumptions are reviewed on an ongoing basis. Uncertainty about these assumptions and estimates could result in outcomes that require a material adjustment to the carrying amount of assets or liabilities affected in future periods. Revisions to accounting estimates are recognized in the statement of profit and loss in the year in which the estimates are revised and in any future periods affected. In particular, information about significant areas of estimation, uncertainty and critical judgments in applying accounting policies that have the most significant effect on the amounts recognized in the financial statements is included in the following notes:
  - i. Income taxes: The Company's tax jurisdiction is in India. Significant judgments are involved in determining the provision for income taxes, deferred tax assets and liabilities including the amount expected to be paid or recovered in connection with uncertain tax positions.
  - ii. Employee Benefits: Defined employee benefit assets / liabilities determined based on the present value of future obligations using assumptions determined by the Company with advice from an independent qualified actuary.
  - iii. Property plant and equipment and Intangible assets: The charge in respect of periodic depreciation/ amortization is derived after determining an estimate of an asset's expected useful life and the expected residual value at the end of its life. The useful lives and residual values of the Company's assets are determined by the management at the time the asset is acquired and reviewed periodically, including at each financial year end. The lives are based on historical experience with similar assets as well as anticipation of future events, which may impact their life, such as changes in technology.
  - iv. Impairment of trade receivables: The Company estimates the probability of collection of accounts receivable by analysing historical payment patterns, customer status, customer credit-worthiness and current economic trends. If the financial condition of a customer deteriorates, additional allowances may be required.
  - v. Fair value measurement of financial instruments: The Company estimates fair values of the unquoted equity shares using discounted cash flow model. The valuation requires management to make certain assumptions about the model inputs, including forecast cash flows, discount rate, credit risk and volatility, the probabilities of the various estimates within the range can be reasonably assessed and are used in management's estimate of fair value for these unquoted equity investments (refer note 4).
  - vi. Estimates and assumptions: The key assumptions concerning the future and other key sources of estimation uncertainty at the reporting date, that have a significant risk of causing a material adjustment to the carrying amounts of assets and liabilities within the next financial year, are described below. The Company based its assumptions and estimates on parameters available when the Standalone financial statements were prepared. Existing circumstances and assumptions about future developments, however, may change due to market changes or circumstances arising that are beyond the control of the Company. Such changes are reflected in the assumptions when they occur.

## 2.2 Summary of material accounting policies

### 2.2.1 Property, Plant & Equipment

- a) **Recognition and measurement:**
  - i. Property, plant and equipment are measured at cost less accumulated depreciation and impairment losses, if any. The cost comprises the purchase price and any attributable cost of bringing the assets to its working condition for its intended use.

# Notes to the Financial Statements

for the year ended March 31, 2026

- ii. Capital work in progress is stated at cost, net of accumulated impairment loss, if any.
- iii. Subsequent costs are included in the asset's carrying amount or recognized as a separate asset, as appropriate, only when it is probable that future economic benefits associated with the item will flow to the Company and the cost of the item can be measured reliably. The carrying amount of any component accounted for as a separate asset is derecognized when replaced. All other repairs and maintenance are charged to Statement of Profit and Loss during the reporting period in which they are incurred.
- iv. The Company reviews the estimated useful values and expected useful lives of assets at least annually.

## b) Derecognition of Property, Plant and Equipment:

An item of property, plant and equipment is derecognised upon disposal or when no future economic benefits are expected to arise from the continued use of the asset. Any gain or loss arising on the disposal or retirement of an item of property, plant and equipment is determined as the difference between the sales proceeds and the carrying amount of the asset and is recognised in the statement of profit or loss.

### 2.2.2 Intangible assets

- a) Intangible assets purchased are measured at cost as of the date of acquisition less accumulated amortization and accumulated impairment, if any.
- b) Intangible assets consist of computer software which have a finite useful life.
- c) Intangible assets are amortised on a straight line basis over economic useful life of asset and assessed for impairment whenever there is an indication that the intangible asset may be impaired. The amortization expense on intangible assets is recognized in the Statement of Profit and Loss.

### 2.2.3 Depreciation/Amortization/Impairment Loss

- a) Depreciable amount for assets is the cost of an asset, or other amount substituted for cost, less its estimated residual value.
- b) Depreciation/Amortisation has been provided on the straight-line method as per the useful life prescribed in Schedule II to the Companies Act, 2013 except in respect of the following categories of assets, in whose case the life of the assets has been assessed as under based on technical advice, taking into account the nature of the asset, the estimated usage of the asset, the operating conditions of the asset, past history of replacement, anticipated technological changes, manufacturers warranties and maintenance support, etc.

Description of asset	Useful life as per Company's Act 2013 (Years)	Useful Life as per Company Policy (Years) (W.e.f. Jan 1, 2021)
Computer Hardware	6	6
Computer software - Perpetual	3	As per license period
Office Equipment	5	5
Furniture and Fixtures	10	5

- c) Mobiles/tablets provided to employees as per Service Rules of the Company is charged to Statement of Profit and Loss.
- d) The carrying amounts of assets are reviewed at each Balance Sheet date, the asset is treated as impaired when its carrying cost exceeds the recoverable amount. Impairment loss, if any, is charged to the Statement of Profit and Loss for the year in which the asset is identified as impaired. Reversal of impairment loss recognized in the prior years is recorded when there is an indication that impairment losses recognized for the asset no longer exist or have decreased.
- e) Depreciation / Amortisation methods, useful life and residual values are reviewed at each reporting date, with the effect of any changes in estimate accounted for on a prospective basis.

# Notes to the Financial Statements

for the year ended March 31, 2026

- f) Amounts paid towards the acquisition of property, plant and equipment outstanding as of each reporting date and the cost of property, plant and equipment not ready for intended use are disclosed under capital work-in-progress. Depreciation is not charged on capital work-in-progress until construction and installation are complete and the asset is ready for its intended use.

## 2.2.4 Fair Value Measurement

- a) The Company measures financial instruments, such as derivatives, at fair value at each Balance sheet date.
- b) Fair value is the price that would be received to sell an asset or paid to transfer a liability in an orderly transaction between market participants at the measurement date. The fair value measurement is based on the presumption that the transaction to sell the asset or transfer the liability takes place either:
- a) In the principal market for the asset or liability, or
- b) In the absence of a principal market, in the most advantageous market for the asset or liability.
- c) The principal or the most advantageous market must be accessible by the Company. The fair value of an asset or a liability is measured using the assumptions that market participants would use when pricing the asset or liability, assuming that market participants act in their best economic interest.
- d) A fair value measurement of a non-financial asset takes into account a market participant's ability to generate economic benefits by using the asset in its highest and best use or by selling it to another market participant that would use the asset in its highest and best use.
- e) The Company uses valuation techniques that are appropriate in the circumstances and for which sufficient data are available to measure fair value, maximizing the use of relevant observable inputs and minimizing the use of Unobservable inputs.
- f) All assets and liabilities for which fair value is measured or disclosed in the financial statements are categorized within the fair value hierarchy, described as follows, based on the lowest level input that is significant to the fair value measurement as a whole:
- **Level 1** - Inputs are quoted market prices (unadjusted) in active markets for identical assets or liabilities that the entity can access at the measurement date;
  - **Level 2** - Valuation techniques for which the lowest level input that is significant to the fair value measurement is directly or indirectly observable; and
  - **Level 3** - Valuation techniques for which the lowest level input that is significant to the fair value measurement is unobservable.
- g) For assets and liabilities that are recognized in the financial statements on a recurring basis, the Company determines whether transfers have occurred between levels in the hierarchy by re-assessing categorization (based on the lowest level of input that is significant to the fair value measurement as a whole) at the end of each reporting period.
- h) Fair value for measurement and / or disclosure purposes in this financial information is determined on such a basis, except for share-based payment transactions that are within the scope of Ind AS 102, leasing transactions that are within the scope of Ind AS 116, and measurements that have some similarities to fair value but are not fair value, such as net realizable value in Ind AS 2 or value in use in Ind AS 36.
- i) For the purpose of fair value disclosures, the Company has determined classes of assets and liabilities on the basis of nature, characteristics and risks of the assets or liability and the level of the fair value hierarchy as explained above.

# Notes to the Financial Statements

for the year ended March 31, 2026

## 2.2.5 Financial Instruments

A financial instrument is any contract that gives rise to a financial asset of one entity and a financial liability or equity instrument of another entity.

### Financial assets

#### Initial recognition and measurement

Financial assets are classified, at initial recognition, and subsequently measured at amortised cost, fair value through other comprehensive income (OCI), and fair value through profit or loss.

The classification of financial assets at initial recognition depends on the financial asset's contractual cash flow characteristics and the Company's business model for managing them. With the exception of trade receivables that do not contain a significant financing component or for which the Company has applied the practical expedient, the Company initially measures a financial asset at its fair value plus, in the case of a financial asset not at fair value through profit or loss, transaction costs. Trade receivables that do not contain a significant financing component or for which the Company has applied the practical expedient are measured at the transaction price determined under Ind AS 115.

In order for a financial asset to be classified and measured at amortised cost or fair value through OCI, it needs to give rise to cash flows that are 'solely payments of principal and interest (SPPI)' on the principal amount outstanding. This assessment is referred to as the SPPI test and is performed at an instrument level. Financial assets with cash flows that are not SPPI are classified and measured at fair value through profit or loss, irrespective of the business model.

The Company's business model for managing financial assets refers to how it manages its financial assets in order to generate cash flows. The business model determines whether cash flows will result from collecting contractual cash flows, selling the financial assets, or both. Financial assets classified and measured at amortised cost are held within a business model with the objective to hold financial assets in order to collect contractual cash flows while financial assets classified and measured at fair value through OCI are held within a business model with the objective of both holding to collect contractual cash flows and selling.

Purchases or sales of financial assets that require delivery of assets within a time frame established by regulation or convention in the marketplace (regular way trades) are recognised on the trade date, i.e., the date that the Company commits to purchase or sell the asset.

#### Subsequent measurement

For purposes of subsequent measurement, financial assets are classified in four categories:

- i. Financial assets at amortised cost (debt instruments)
- ii. Financial assets at fair value through other comprehensive income (FVTOCI) with recycling of cumulative gains and losses (debt instruments)
- iii. Financial assets designated at fair value through OCI with no recycling of cumulative gains and losses upon derecognition (equity instruments)
- iv. Financial assets at fair value through profit or loss

#### Financial assets at amortised cost (debt instruments)

A 'financial asset' is measured at the amortised cost if both the following conditions are met:

- a) The asset is held within a business model whose objective is to hold assets for collecting contractual cash flows, and
- b) Contractual terms of the asset give rise on specified dates to cash flows that are solely payments of principal and interest (SPPI) on the principal amount outstanding.

# Notes to the Financial Statements

for the year ended March 31, 2026

This category is the most relevant to the Company. After initial measurement, such financial assets are subsequently measured at amortised cost using the effective interest rate (EIR) method and are subject to impairment as per the accounting policy applicable to 'Impairment of financial assets.' Amortised cost is calculated by taking into account any discount or premium on acquisition and fees or costs that are an integral part of the EIR. The EIR amortisation is included in other income in the profit or loss. The losses arising from impairment are recognised in the profit or loss. The Company's financial assets at amortised cost includes trade receivables, and loan to an associate and loan to a director included under other non-current financial assets.

## **Financial assets at fair value through profit or loss**

Financial assets in this category are those that are held for trading and have been either designated by management upon initial recognition or are mandatorily required to be measured at fair value under Ind AS 109 i.e. they do not meet the criteria for classification as measured at amortised cost or FVOCI. Management only designates an instrument at FVTPL upon initial recognition, if the designation eliminates, or significantly reduces, the inconsistent treatment that would otherwise arise from measuring the assets or liabilities or recognising gains or losses on them on a different basis. Such designation is determined on an instrument-by-instrument basis. For the Company, this category includes derivative instruments and listed equity investments which the Company had not irrevocably elected to classify at fair value through OCI. The Company has not designated any financial assets at FVTPL.

Financial assets at fair value through profit or loss are carried in the balance sheet at fair value with net changes in fair value recognised in the statement of profit and loss.

Interest earned on instruments designated at FVTPL is accrued in interest income, using the EIR, taking into account any discount/ premium and qualifying transaction costs being an integral part of instrument. Interest earned on assets mandatorily required to be measured at FVTPL is recorded using the contractual interest rate. Dividend income on listed equity investments are recognised in the statement of profit and loss as other income when the right of payment has been established.

## **Financial liabilities**

### **Initial recognition, measurement and presentation**

Financial liabilities are classified, at initial recognition, as financial liabilities at fair value through profit or loss, loans and borrowings, payables, or as derivatives designated as hedging instruments in an effective hedge, as appropriate.

All financial liabilities are recognised initially at fair value and, in the case of loans and borrowings and payables, net of directly attributable transaction costs.

The Company's financial liabilities include trade payables, loans and borrowings including bank overdrafts, other financial liabilities, financial guarantee contracts and derivative financial instruments.

### **Subsequent measurement**

For purposes of subsequent measurement, financial liabilities are classified in two categories:

- Financial liabilities at fair value through profit or loss
- Financial liabilities at amortised cost (loans and borrowings)

### **Financial liabilities at fair value through profit or loss**

Financial liabilities at fair value through profit or loss include financial liabilities held for trading and financial liabilities designated upon initial recognition as at fair value through profit or loss.

Financial liabilities are classified as held for trading if they are incurred for the purpose of repurchasing in the near term. This category also includes derivative financial instruments entered into by the Company that are not designated as hedging instruments in hedge relationships as defined by Ind AS 109. Separated embedded derivatives are also classified as held for trading unless they are designated as effective hedging instruments.

# Notes to the Financial Statements

for the year ended March 31, 2026

Gains or losses on liabilities held for trading are recognised in the profit or loss.

Financial liabilities are designated upon initial recognition as at fair value through profit or loss only if the criteria in Ind AS 109 are satisfied. For liabilities designated as FVTPL, fair value gains/ losses attributable to changes in own credit risk are recognized in OCI. These gains/ losses are not subsequently transferred to P&L. However, the Company may transfer the cumulative gain or loss within equity. All other changes in fair value of such liability are recognised in the statement of profit and loss. The Company has not designated any financial liability as at fair value through profit or loss.

## Financial liabilities at amortised cost (Loans and borrowings)

This is the category most relevant to the Company. After initial recognition, interest-bearing loans and borrowings are subsequently measured at amortised cost using the EIR method. Gains and losses are recognised in profit or loss when the liabilities are derecognised as well as through the EIR amortisation process.

Amortised cost is calculated by taking into account any discount or premium on acquisition and fees or costs that are an integral part of the EIR. The EIR amortisation is included as finance costs in the statement of profit and loss.

This category generally applies to borrowings.

## 2.2.6 Retirement and other employee benefits

Short term Employee Benefits are estimated and provided for performance linked bonus is provided as and when the same is approved by the Management.

Post-Employment Benefits and Other Long term Employee Benefits are treated as follows:

### a) Defined Contribution Plans: Provident Fund

The Provident fund plan is operated by Regional Provident Fund Commissioner (RPFC) and the contribution thereof is paid/provided for.

Contributions to the defined contribution plans are charged to Statement of Profit and Loss for the respective financial year as and when services are rendered by the employees.

### b) Defined Benefits Plans:

#### i) Gratuity

Gratuity for employees is covered by Gratuity Scheme with Life Insurance Corporation of India and the contribution thereof is paid/provided for. The Company's liabilities under Payment of Gratuity Act are determined on the basis of actuarial valuation made at the end of each financial year using the projected unit credit method. Obligation is measured at the present value of estimated future cash flows using a discounted rate that is determined by reference to market yields at the Balance Sheet date on Government bonds where the terms of the Government bonds are consistent with the estimated terms of the defined benefit obligation. The net interest cost is calculated by applying the discount rate to the net balance of the defined benefit obligation and fair value of plan assets. This cost is included in employee benefit expense in the Statement of Profit and Loss. Re-measurement gains or losses arising from experience adjustments changes in actuarial assumptions are recognized in the period in which they occur, directly in other comprehensive income. They are included in retained earnings in the Statement of changes in Equity and in the Balance Sheet. Re-measurements are not reclassified to Statement of Profit and Loss in subsequent periods.

#### ii) Compensated absences

Accumulated compensated absences, which are expected to be availed or encashed within 12 months from the end of the year, are treated as short term employee benefits. The obligation towards the same is

# Notes to the Financial Statements

for the year ended March 31, 2026

measured at the expected cost of accumulating compensated absences as the additional amount expected to be paid as a result of the unused entitlement as at the year end. Accumulated compensated absences, which are expected to be availed or encashed beyond 12 months from the end of the year, are treated as other long term employee benefits. The Company's liability is actuarially determined (using the Projected Unit Credit method) at the end of each year.

Actuarial gains/losses at the end of the year accrued to the defined benefit plans are taken to Other Comprehensive Income for the respective financial year.

## 2.2.7 Tax expense

Tax expense includes Current Tax as well as Deferred Tax. Current tax is the amount of tax payable on the taxable income for the year as determined in accordance with the applicable tax rates and the provisions of the Income Tax Act, 1961 and other applicable tax laws. Deferred tax is recognized using the liability approach. The deferred tax for timing differences between the book and tax profits for the year is accrued for, using the tax rates and laws those have been substantively enacted as of the balance sheet date. Deferred tax liability is recognised for all taxable temporary differences. Deferred tax assets arising from differences are recognized when it is probable that taxable profit against which the deductible temporary differences can be utilised.

Deferred tax assets and deferred tax liabilities are offset when there is a legally enforceable right to set off assets against liabilities representing current tax and where the deferred tax assets and the deferred tax liabilities relate to taxes on income levied by the same governing taxation laws.

Current tax and deferred tax relating to items recognized outside Statement of Profit and Loss is recognized outside Statement of Profit and Loss (either in other comprehensive income or in equity). Deferred tax items are recognized in correlation to the underlying transaction either in OCI or directly in equity.

## 2.2.8 Foreign Currency Translation

### Functional Currency:

The functional currency of CDSL Ventures Limited is the INR.

### IFSC Branch (Gift City, Gandhinagar):

The branch operates with the USD as its functional currency. All transactions at the branch are recorded in USD at the exchange rate prevailing on the transaction date. The branch is treated as an integral part of the company's operations.

### Foreign Currency Translation:

Monetary assets and liabilities denominated in foreign currencies are translated at the exchange rate prevailing on the balance sheet date. Any resulting net exchange gain or loss is recognized in the Statement of Profit and Loss.

Non-monetary assets and liabilities are recorded at the exchange rate applicable on the transaction date and carried at historical cost.

## 2.2.9 Revenue Recognition

- a) The Company derives revenue primarily from services to corporates and capital market intermediaries. The Company recognises revenue when the significant terms of the arrangement are enforceable, services have been delivered and the collectability is reasonably assured. The method for recognizing revenues and costs depends on the nature of the services rendered:
  - i. **Time and service contracts:** Revenues and costs relating to time and service contracts are recognised as the related services are rendered.
  - ii. **Income Received in Advance:** Income Received in Advance is recognised proportionately over the period of the contract. When services are performed through an indefinite number of repetitive acts over a specified

# Notes to the Financial Statements

for the year ended March 31, 2026

period of time, revenue is recognised on a straight line basis over the specified period or under some other method that better represents the stage of completion.

- b) Revenues are shown net of goods and service tax and applicable discounts and allowances.

## 2.2.10 Investment income

- a) Investment income consists of interest income on funds invested, and gains on the disposal of financial assets measured at FVTPL and amortised cost.
- b) Interest income on bond is recognised as it accrues in the statement of Profit or Loss, using the effective interest method and interest income on deposits with banks is recognised on a time proportion accrual basis taking into the account the amount outstanding and the rate applicable.

## 2.2.11 Provisions and Contingencies

A provision is recognized when the Company has a present obligation as a result of past events and it is probable that an outflow of resources will be required to settle the obligation in respect of which a reliable estimate can be made. Provisions (excluding retirement benefits) are not discounted to their present value and are determined based on the best estimate required to settle the obligation at the Balance Sheet date. These are reviewed at each Balance Sheet date and adjusted to reflect the current best estimates.

### Contingent liability is:

- (a) a possible obligation arising from past events and whose existence will be confirmed only by the occurrence or non-occurrence of one or more uncertain future events not wholly within the control of the entity or
- (b) a present obligation that arises from past events but is not recognized because;
  - it is not probable that an outflow of resources embodying economic benefits will be required to settle the obligation, or
  - the amount of the obligation cannot be measured with sufficient reliability.

The Company does not recognize a contingent liability but discloses its existence and other required disclosures in notes to the financial statements, unless the possibility of any outflow in settlement is remote.

## 2.2.12 Cash and cash equivalents

Cash and cash equivalent in the balance sheet comprise cash at banks and on hand and short-term deposits with an original maturity of three months or less, that are readily convertible to a known amount of cash and subject to an insignificant risk of changes in value.

For the purpose of the statement of cash flows, cash and cash equivalents consist of cash and short-term deposits, as defined above, net of outstanding bank overdrafts as they are considered an integral part of the Company's cash management.

## 2.2.13 Cash flow statement

Cash flows are reported using the indirect method, whereby profit / (loss) before extraordinary items and tax is adjusted for the effects of transactions of non-cash nature and any deferrals or accruals of past or future cash receipts or payments. The cash flows from operating, investing and financing activities of the Company are segregated based on the available information.

## 2.2.14 Earnings per share

Basic earnings per share are computed by dividing the profit for the year by the weighted average number of equity shares outstanding during the year. The weighted average number of equity shares outstanding during the period and for all periods presented is adjusted for events, such as bonus shares that have changed the number of equity shares outstanding, without a corresponding change in resources. For the purpose of calculating diluted earnings per

# Notes to the Financial Statements

for the year ended March 31, 2026

share, the net profit or loss for the period attributable to equity shareholders and the weighted average number of shares outstanding during the period is adjusted for the effects of all dilutive potential equity shares.

## 2.2.15 Impairment

### Financial assets carried at amortised cost

In accordance with Ind AS 109, the Company applies expected credit loss (ECL) model for measurement and recognition of impairment loss. The Company follows 'simplified approach' for recognition of impairment loss allowance on trade receivables.

The application of simplified approach does not require the Company to track changes in credit risk. Rather, it recognises impairment loss allowance based on lifetime ECLs at each reporting date, right from its initial recognition.

For recognition of impairment loss on other financial assets and risk exposure, the Company determines that whether there has been a significant increase in the credit risk since initial recognition. If credit risk has not increased significantly, 12-month ECL is used to provide for impairment loss. However, if credit risk has increased significantly, lifetime ECL is used. If in subsequent period, credit quality of the instrument improves such that there is no longer a significant increase in credit risk since initial recognition, then the entity reverts to recognising impairment loss allowance based on 12 month ECL. Lifetime ECLs are the expected credit losses resulting from all possible default events over the expected life of a financial instrument. The 12 month ECL is a portion of the lifetime ECL which results from default events that are possible within 12 months after the reporting date. ECL is the difference between all contractual cash flows that are due to the Company in accordance with the contract and all the cash flows that the entity expects to receive (i.e. all shortfalls), discounted at the original EIR. When estimating the cash flows, an entity is required to consider:

- a) All contractual terms of the financial instrument (including prepayment, extension etc.) over the expected life of the financial instrument. However, in rare cases when the expected life of the financial instrument cannot be estimated reliably, then the entity is required to use the remaining contractual term of the financial instrument.
- b) Cash flows from the sale of collateral held or other credit enhancements that are integral to the contractual terms.

The Company has used a practical expedient by computing the expected credit loss allowance for trade receivable based on a detailed analysis of trade receivable on individual basis.

ECL impairment loss allowance (or reversal) recognised during the period is recognised as expense /income in the Statement of Profit and Loss.

Financial assets measured at amortised cost, contractual revenue receivable: ECL is presented as an allowance, i.e. as an integral part of the measurement of those assets in the balance sheet. The allowance reduces the net carrying amount. Until the asset meets write off criteria, the Company does not reduce impairment allowance from the gross carrying amount.

## 2.2.16 Leases

### As a Lessee:

The Company's lease asset classes primarily consist of leases for space provided by Holding company. The Company assesses whether a contract contains a lease, at inception of a contract. A contract is, or contains, a lease if the contract conveys the right to control the use of an identified asset for a period of time in exchange for consideration.

To assess whether a contract conveys the right to control the use of an identified asset, the Company assesses whether:

- i) the contract involves the use of an identified asset;

# Notes to the Financial Statements

for the year ended March 31, 2026

- ii) the Company has substantially all of the economic benefits from use of the asset through the period of the lease; and
- iii) the Company has the right to direct the use of the asset.

At the date of commencement of the lease, the Company recognizes a right-of-use asset ("ROU") and a corresponding lease liability for all lease arrangements in which it is a lessee, except for leases with a term of twelve months or less (short-term leases) and low value leases. For these short-term and low value leases, the Company recognizes the lease payments as an operating expense on a straight-line basis over the term of the lease.

The right-of-use assets are initially recognized at cost, which comprises the initial amount of the lease liability adjusted for any lease payments made at or prior to the commencement date of the lease plus any initial direct costs less any lease incentives. They are subsequently measured at cost less accumulated depreciation and impairment losses.

Certain lease arrangements includes the options to extend or terminate the lease before the end of the lease term. ROU assets and lease liabilities includes these options when it is reasonably certain that they will be exercised.

Right-of-use assets are depreciated from the commencement date on a straight-line basis over the shorter of the lease term and useful life of the underlying asset. Right of use assets are evaluated for recoverability whenever events or changes in circumstances indicate that their carrying amounts may not be recoverable. For the purpose of impairment testing, the recoverable amount (i.e. the higher of the fair value less cost to sell and the value-in-use) is determined on an individual asset basis unless the asset does not generate cash flows that are largely independent of those from other assets. In such cases, the recoverable amount is determined for the Cash Generating Unit (CGU) to which the asset belongs.

The lease liability is initially measured at amortized cost at the present value of the future lease payments. The lease payments are discounted using the interest rate implicit in the lease or, if not readily determinable, using the incremental borrowing rates in the country of domicile of these leases. Lease liabilities are remeasured with a corresponding adjustment to the related right of use asset if the Company changes its assessment if whether it will exercise an extension or a termination option.

For short-term and low value leases, the Company recognizes the lease payments as an operating expense on a straight-line basis over the lease term.

## 2.2.17 Current / Non-current classification

The companies present assets and liabilities to be classified as either Current or Non-current.

- a) Assets: An asset is classified as current when it satisfies any of the following criteria:
  1. it is expected to be realized in, or is intended for sale or consumption in, the entity's normal operating cycle;
  2. it is held primarily for the purpose of being traded;
  3. it is expected to be realized within twelve months after the balance sheet date; or
  4. it is cash or a cash equivalent unless it is restricted from being exchanged or used to settle a liability for at least twelve months after the balance sheet date
  5. All other assets are classified as non-current.
- b) Liabilities: A liability is classified as current when it satisfies any of the following criteria:
  1. it is expected to be settled in, the entity's normal operating cycle;
  2. it is held primarily for the purpose of being traded; it is due to be settled within twelve months after the balance sheet date; or

# Notes to the Financial Statements

for the year ended March 31, 2026

3. The Company does not have an unconditional right to defer settlement of the liability for at least twelve months after the balance sheet date. Terms of a liability that could, at the option of the counterparty, result in its settlement by the issue of equity instruments do not affect its classification.
4. All other liabilities are classified as non-current.

## 2.2.18 Dividend

The Company recognises a liability to pay dividend to equity holders of the Company when the distribution is authorised, and the distribution is no longer at the discretion of the Company. As per the corporate laws in India, a distribution is authorised when it is approved by the shareholders. A corresponding amount is recognised directly in equity.

## 2.2.19 Operating Cycle

Based on the nature of products / activities of the Company and the normal time between acquisition of assets and their realization in cash or cash equivalents, the Company has determined its operating cycle as 12 months for the purpose of classification of its assets and liabilities as current and non-current.

# Notes to the Financial Statements

for the year ended March 31, 2026

## 3. PROPERTY, PLANT AND EQUIPMENT, INTANGIBLE ASSETS, RIGHT OF USE ASSETS

As at March 31, 2026

Particulars	Gross Block			Depreciation / Amortisation			Unrealised Foreign Exchange Fluctuation*	Net Book Value As at March 31, 2026
	Balance as at April 1, 2025	Additions during the year	Deductions / adjustments during the year	Balance as at March 31, 2026	Depreciation /amortisation for year	Deductions / adjustments during the year		
<b>Property, plant and equipment</b>								
Computer Hardware	2,848.62	1,681.71	65.47	4,464.86	600.70	63.98	1,240.12	3,224.75
Furniture and fixtures	6.54	-	-	6.54	1.30	-	2.39	4.15
Computer	198.30	45.79	31.56	212.53	54.18	31.44	122.17	90.36
Office equipments	26.61	6.59	0.74	32.46	5.77	0.74	15.91	16.56
Freehold Office	5,886.22	9.34	-	5,895.57	98.46	-	99.54	5,796.04
<b>Total</b>	<b>8,966.29</b>	<b>1,743.43</b>	<b>97.77</b>	<b>10,611.96</b>	<b>760.41</b>	<b>96.16</b>	<b>1,480.13</b>	<b>9,131.86</b>
<b>Intangible assets</b>								
Software	1,640.47	547.26	47.75	2,139.98	403.93	47.70	1,327.92	812.06
<b>Right of Use Assets</b>								
Right of Use Assets	-	26.12	-	26.12	2.85	-	2.85	24.19

\* During the year, CVL has a set up a branch in Gandhi Nagar, Gujarat (GIFT City). In line with the IFSCA framework, the branch's base currency is the US Dollar. Lease Asset balances are restated at each reporting date to reflect updated values.

As at March 31, 2025

Particulars	Gross Block			Depreciation / Amortisation			Net Book Value As at March 31, 2025
	Balance as at April 1, 2024	Additions during the year	Deductions / adjustments during the year	Balance as at March 31, 2025	Balance as at April 1, 2024	Deductions / amortisation for year	
<b>Property, plant and equipment</b>							
Computer Hardware	1,510.44	1,339.77	1.59	2,848.62	354.51	1.59	703.40
Furniture and fixtures	3.42	3.12	-	6.54	0.56	0.53	1.09
Computer	161.73	91.72	55.15	198.30	92.91	61.67	99.43
Office equipments	17.37	9.24	-	26.61	6.87	4.01	10.88
Freehold Office	-	5,886.22	-	5,886.22	-	1.08	1.08
<b>Total</b>	<b>1,692.96</b>	<b>7,330.07</b>	<b>56.74</b>	<b>8,966.29</b>	<b>454.85</b>	<b>417.77</b>	<b>815.88</b>
<b>Intangible assets</b>							
Software	966.69	673.78	-	1,640.47	596.25	375.44	971.69
<b>Right of Use Assets</b>							
Right of Use Assets	190.34	-	-	190.34	175.41	14.93	190.34

Note:

- On transition to Ind AS, the company had elected to continue with the carrying value of all Property, plant and equipment measured as per the previous GAAP and used that carrying value as the deemed cost of Property, plant and equipment.
- There are no immovable properties (other than properties where the Company is the lessee and the lease agreements are duly executed in the favour of the lessee) whose title deeds are not in the name of the Company.

# Notes to the Financial Statements

for the year ended March 31, 2026

## 3.1 INTANGIBLE ASSET UNDER DEVELOPMENT

(₹ in Lakh)

Particulars	As at March 31, 2026	As at March 31, 2025
Software under development	188.83	-
<b>Total</b>	<b>188.83</b>	<b>-</b>

### Movement of Capital work in Progress

(₹ in Lakh)

Particulars	Balance as at April 1, 2024	Additions during the year ended March 31, 2025	Capitalised during the year ended March 31, 2025	Balance as at March 31, 2025	Additions during the year ended March 31, 2026	Capitalised during the year ended March 31, 2026	Balance as at March 31, 2026
Software under development	-	-	-	-	613.97	425.14	188.83
<b>Total</b>	<b>-</b>	<b>-</b>	<b>-</b>	<b>-</b>	<b>613.97</b>	<b>425.14</b>	<b>188.83</b>

### Intangible assets under development aging schedule as at March 31, 2026

(₹ in Lakh)

Particulars	Amount in CWIP for period of				Total
	Less than 1 year	1-2 years	2-3 years	More than 3 years	
Software under development	188.83	-	-	-	<b>188.83</b>
<b>Total</b>	<b>-</b>	<b>-</b>	<b>-</b>	<b>-</b>	<b>-</b>

## 3.2 CAPITAL WORK IN PROGRESS

(₹ in Lakh)

Particulars	As at March 31, 2026	As at March 31, 2025
Computer Hardware	553.32	105.29
Office Equipment	-	0.78
<b>Total</b>	<b>553.32</b>	<b>106.06</b>

### Movement of Capital work in Progress

(₹ in Lakh)

Particulars	Balance as at April 1, 2024	Additions during the year ended March 31, 2025	Capitalised during the year ended March 31, 2025	Balance as at March 31, 2025	Additions during the year ended March 31, 2026	Capitalised during the year ended March 31, 2026	Balance as at March 31, 2026
Computer Hardware	-	886.19	780.90	105.29	962.89	514.85	553.32
Furniture & Fixtures	-	1.57	1.57	-	-	-	-
Office Equipment	-	0.78	-	0.78	-	0.78	-
New Premises	-	5,865.52	5,865.52	-	-	-	-
<b>Total</b>	<b>-</b>	<b>6,754.06</b>	<b>6,647.99</b>	<b>106.07</b>	<b>962.89</b>	<b>515.63</b>	<b>553.32</b>

# Notes to the Financial Statements

for the year ended March 31, 2026

## Capital work in Progress ageing schedule as at March 31, 2026

(₹ in Lakh)

Particulars	Amount for the year				Total
	Less than 1 year	1-2 years	2-3 years	More than 3 years	
Computer Hardware	553.32	-	-	-	553.32

There is no project whose completion is overdue or has exceeded its cost compared to its original plan during the financial year 2024-25

## 4 INVESTMENT IN FELLOW SUBSIDIARIES

Particulars	As at March 31, 2026		As at March 31, 2025	
	Units	Amount (₹ in Lakh)	Units	Amount (₹ in Lakh)
<b>Non current Unquoted Investments</b>				
Investment in Equity Instruments (measured at amortised cost)				
Centrico Insurance Repository Limited (Fully paid up equity shares of ₹ 10 each )	9,75,001	97.50	975,001	97.50
<b>Total aggregate unquoted investments</b>		<b>97.50</b>		<b>97.50</b>
<b>Aggregate carrying value of unquoted investments</b>		<b>97.50</b>		<b>97.50</b>

## 5 OTHER INVESTMENTS

(₹ in Lakh)

Particulars	As at March 31, 2026	As at March 31, 2025
<b>Non-current Investments - Quoted</b>		
<b>a. Investments in Debentures/Bonds measured at amortised cost (A)</b>	2,012.23	2,514.93
Investment in Bonds		
<b>b. Investments in Mutual Funds measured at FVTPL (B)</b>	12,298.76	14,684.73
Units of Growth Oriented Debt Schemes of Mutual Funds		
<b>c. Investments in Exchange Traded Funds measured at FVTPL (C)</b>	13.39	-
Units of Nifty 50 ETF		
<b>Total of Quoted Non-Current Investments (A+B)</b>	<b>14,324.38</b>	<b>17,199.66</b>
<b>Non-current Investments - Unquoted</b>		
<b>Investments in Government Securities measured at amortised cost (C)</b>		
Investment in Separate Trading of Registered Interest and Principal of Securities (STRIPS)	7,476.46	6,957.49
<b>Total Non-current Investments (A+B+C)</b>	<b>21,800.84</b>	<b>24,157.15</b>
<b>Aggregate market value of quoted investments</b>	<b>14,360.34</b>	<b>17,226.82</b>
<b>Aggregate market value of unquoted investments</b>	<b>7,522.36</b>	<b>7,042.47</b>
<b>Current Investments - Quoted</b>		
<b>Investments in Debentures/Bonds measured at amortised cost</b>	499.64	2,298.67
Investment in Bonds		
<b>Total Current Investments</b>	<b>499.64</b>	<b>2,298.67</b>
<b>Aggregate market value of quoted investments</b>	<b>499.25</b>	<b>2,301.51</b>

# Notes to the Financial Statements

for the year ended March 31, 2026

## 5A Details of Investments

Particulars	No. of Shares / Units		₹ in Lakh	
	As at March 31, 2026	As at March 31, 2025	As at March 31, 2026	As at March 31, 2025
<b>Investment in Equity Instruments</b>				
(Trade, Unquoted & Fully paid up equity shares of ₹ 10 each )	9,75,001	9,75,001	97.50	97.50
Centrico Insurance Repository Limited				
			<b>97.50</b>	<b>97.50</b>
<b>a Investment in bonds</b>				
(Non Trade, Quoted and fully paid up)				
7.58% Nabard Taxable Bond 31.07.2026	-	500	-	498.57
7.77% HDFC Ltd Taxable NCD 28.06.2027	50	50	500.14	500.25
7.89% TCFS Ltd Taxable NCD 26.07.2027	50	50	501.10	501.76
7.82% DME Taxable Bond 24.02.2033	500	500	500.73	500.81
8.37% NHAI Taxable Bonds 21.01.2029	50	50	510.26	513.54
			<b>2,012.23</b>	<b>2,514.93</b>
<b>b Investment in STRIPS</b>				
(Non Trade, Unquoted and fully paid up)				
CSTRIP-GS 15-JUN-2027 C	5,00,000	5,00,000	462.72	431.80
CSTRIP-GS 15-DEC-2027 C	15,68,600	15,68,600	1,402.40	1,305.02
CSTRIP-GS 16-JUN-2027 C	36,04,900	36,04,900	3,338.48	3,117.97
CSTRIP-GS 12-JUN-2029 C	13,37,500	13,37,500	1,082.45	1,002.75
CSTRIP-GS 12-JUN-2032 C	5,53,000	5,53,000	370.06	340.56
CSTRIP-GS 12-DEC-2028 C	5,07,500	5,07,500	423.76	392.76
CSTRIP-GS 12-DEC-2029 C	5,07,500	5,07,500	396.59	366.63
			<b>7,476.46</b>	<b>6,957.49</b>
<b>c Investment in units of mutual funds</b>				
(Non Trade, Quoted & Fully Paid up)				
Invesco India Gilt Fund - Direct Plan Growth	48,543	48,543	1,494.69	1,506.24
Kotak Corporate Bond Fund - Direct - Growth	92,157	92,157	3,760.88	3,546.14
Kotak Bond Short Term Fund - Direct - Growth	-	17,79,458	-	997.32
HSBC Corp Bond Fund - Direct - Growth	6,00,776	18,79,188	484.88	1,427.98
Nippon India Floating Rate Fund - Direct Growth	48,19,372	94,21,370	2,383.91	4,371.31
Nippon India Money Market Fund- Direct- Growth	35,413	8,798	1,558.18	362.66
Nippon India Corporate Bond Fund - Direct Growth	8,43,766	8,43,766	549.58	518.60
SBI Corporate Bond Fund - Direct -Growth	-	50,47,703	-	787.77
Mirae Asset Nifty SDL Jun 2027 Index Fund - Direct - Growth	49,99,750	49,99,750	645.42	602.43
Mirae Asset Money Market Fund - Direct - Growth	-	45,048	-	564.28
ABSL Money Manager Fund - Direct - Growth	3,62,399	-	1,421.22	-
			<b>12,298.76</b>	<b>14,684.73</b>

# Notes to the Financial Statements

for the year ended March 31, 2026

Particulars	No. of Shares / Units		₹ in Lakh	
	As at March 31, 2026	As at March 31, 2025	As at March 31, 2026	As at March 31, 2025
<b>d Investment in units of Exchange Traded Funds</b>				
(Non Trade, Unquoted and fully paid up)				
Aditya Birla Sun Life Nifty 50 ETF	51,535.00	-	13.39	-
	<b>51,535.00</b>	<b>-</b>	<b>13.39</b>	<b>-</b>
<b>Total of non current investments (a+b+c+d)</b>	<b>-</b>	<b>-</b>	<b>21,800.84</b>	<b>24,157.15</b>

Particulars	No. of Shares / Units		₹ in Lakh	
	As at March 31, 2026	As at March 31, 2025	As at March 31, 2026	As at March 31, 2025
<b>a Investment in bonds</b>				
(Non Trade, Quoted and fully paid up)				
7.11% NHAI Tax Free Bonds 18.09.2025	-	30	-	300.00
7.16% PFC Tax Free Bonds 17.07.2025	-	50	-	500.01
7.17% REC Tax Free Bonds 23.07.2025	-	50	-	500.02
7.32% REC Taxable Bonds 27.02.2026	-	50	-	499.49
7.40% Nabard Taxable Bond 30.01.2026	-	50	-	499.15
7.58% Nabard Taxable Bond 31.07.2026	500	-	499.64	-
<b>Total of current investments</b>			<b>499.64</b>	<b>2,298.67</b>

## 6 LOANS (AT AMORTISED COST)

Particulars	(₹ in Lakh)	
	As at March 31, 2026	As at March 31, 2025
<b>Non-current</b>		
Loans to staff - Unsecured, considered good	0.10	2.59
<b>Total</b>	<b>0.10</b>	<b>2.59</b>
<b>Current</b>		
Loans to staff - Unsecured, considered good	1.11	1.95
<b>Total</b>	<b>1.11</b>	<b>1.95</b>

# Notes to the Financial Statements

for the year ended March 31, 2026

## 7 TRADE RECEIVABLES

(₹ in Lakh)

Particulars	As at March 31, 2026	As at March 31, 2025
Secured, considered good	-	-
Unsecured, considered good (Includes receivable from Related Party ₹ 21.96 Lakh (Previous Years. ₹ 1.35 Lakh))	1,424.33	906.89
Unsecured, considered doubtful	-	-
Trade receivable - credit impaired (expected credit loss allowance)	1.83	16.40
<b>Sub Total</b>	<b>1,426.16</b>	<b>923.29</b>
Less: Allowance for doubtful debts (Refer below table for movement in expected credit loss allowance)	-	-
Trade receivable - credit impaired	(1.83)	(16.40)
Add: Unbilled Revenue (Includes receivable from Related Party ₹ 31.20 Lakh (P.Y. ₹ 21.56 Lakh))	1,430.63	1,192.38
<b>Total</b>	<b>2,854.96</b>	<b>2,099.27</b>

- Trade receivables are dues in respect of services rendered in the normal course of business.
- The normal credit period allowed by the company ranges from 0 to 60 days.
- The Company has used a practical expedient by computing the expected credit loss allowance for trade receivables based on a detailed analysis of trade receivables by operation departments. Further, debtor amounts outstanding for a period of more than 1 year provided for in full.
- No Trade or other receivables are due from Directors or other Officers of the company either severally or jointly with any other person. Nor any trade receivables are due from firms or private companies respectively in which any director is a partner, a director or a member.

### Trade receivables ageing schedule as at March 31, 2026

(₹ in Lakh)

Particulars	Outstanding for following periods from due date of payment					Total
	Less than 6 months	6 months - 1 year	1-2 years	2-3 years	More than 3 years	
<b>Undisputed trade receivable -</b>						
(i) Considered good	1,382.82	41.51	-	-	-	1,424.33
(ii) Considered Doubtful - Credit Impaired	-	-	1.55	0.11	0.17	1.83
<b>Sub Total</b>	<b>1,382.82</b>	<b>41.51</b>	<b>1.55</b>	<b>0.11</b>	<b>0.17</b>	<b>1,426.16</b>
Less: Allowance for Doubtful debts						(1.83)
Unbilled revenue						1,430.63
<b>Total</b>						<b>2,854.96</b>

### Trade receivables ageing schedule as at March 31, 2025

(₹ in Lakh)

Particulars	Outstanding for following periods from due date of payment					Total
	Less than 6 months	6 months - 1 year	1-2 years	2-3 years	More than 3 years	
<b>Undisputed trade receivable -</b>						
(i) Considered good	887.74	19.15	-	-	-	906.89
(ii) Considered Doubtful - Credit Impaired	-	-	16.17	0.08	0.15	16.40
<b>Sub Total</b>	<b>887.74</b>	<b>19.15</b>	<b>16.17</b>	<b>0.08</b>	<b>0.15</b>	<b>923.29</b>
Less: Allowance for Doubtful debts						(16.40)
Unbilled revenue						1,192.38
<b>Total</b>						<b>2,099.27</b>

# Notes to the Financial Statements

for the year ended March 31, 2026

## Movement in expected credit loss allowance on trade receivables calculated at lifetime expected credit losses

(₹ in Lakh)

Particulars	As at March 31, 2026	As at March 31, 2025
Balance at beginning of the year	16.40	0.83
Add/(Less) - Movement during the year	(14.57)	15.57
<b>Balance at the end of the year</b>	<b>1.83</b>	<b>16.40</b>

## 8 CASH AND CASH EQUIVALENTS

(₹ in Lakh)

Particulars	As at March 31, 2026	As at March 31, 2025
<b>Current</b>		
<b>Balance with Banks</b>		
In Current Accounts	1,930.42	1,482.17
<b>Total</b>	<b>1,930.42</b>	<b>1,482.17</b>

## 9 BANK BALANCE OTHER THAN ABOVE

(₹ in Lakh)

Particulars	As at March 31, 2026	As at March 31, 2025
<b>Balance with Banks</b>		
In Deposit Accounts	3.34	3.14
Accrued Interest - On Bank Deposits	0.17	0.16
<b>Total</b>	<b>3.51</b>	<b>3.30</b>

## 10 OTHER FINANCIAL ASSETS

(₹ in Lakh)

Particulars	As at March 31, 2026	As at March 31, 2025
<b>Non-current</b>		
Security Deposits	61.56	57.50
<b>Balances with Banks</b>		
In Deposit Accounts (including earmarked deposits for Bank Guarantee - ₹ 130.46 Lakhs and Deferred PLB - ₹ 63.53 Lakhs )	321.57	207.77
Accrued interest - Bank Deposits (including interest on Deferred PLB deposits - ₹ 5.07 Lakhs)	41.28	45.14
<b>Total</b>	<b>424.41</b>	<b>310.41</b>
<b>Current</b>		
Accrued Interest - On Bonds	90.80	158.00
<b>Balances with Banks</b>		
In Deposit Accounts	1.04	71.52
Accrued interest - Bank Deposits	0.03	8.40
<b>Total</b>	<b>91.87</b>	<b>237.92</b>

# Notes to the Financial Statements

for the year ended March 31, 2026

## 11 INCOME TAX

(₹ in Lakh)

Particulars	As at March 31, 2026	As at March 31, 2025
<b>Non-current tax assets (net)</b>		
Balance with IT Authorities	564.99	233.93
<b>Total</b>	<b>564.99</b>	<b>233.93</b>

## 12 OTHER ASSETS

(₹ in Lakh)

Particulars	As at March 31, 2026	As at March 31, 2025
<b>Non Current</b>		
Prepaid Expenses	446.08	410.88
<b>Total</b>	<b>446.08</b>	<b>410.88</b>
<b>Current</b>		
Prepaid Expenses	1,208.53	657.36
GST Input Credit Receivable	621.59	321.15
Advance to Creditors	54.23	5.34
Staff Advance	0.16	-
<b>Total</b>	<b>1,884.51</b>	<b>983.85</b>

## 13 EQUITY SHARE CAPITAL

Particulars	As at March 31, 2026	As at March 31, 2026	As at March 31, 2025	As at March 31, 2025
	Number	(₹ in Lakhs)	Number	(₹ in Lakhs)
<b>Equity Share Capital</b>				
<b>Authorised share capital (Equity Shares of ₹ 10/- each with voting rights)</b>				
Opening share capital	50,00,000	500.00	50,00,000	500.00
Increase/(decrease) during the year	-	-	-	-
<b>Closing share capital</b>	<b>5,00,000</b>	<b>500.00</b>	<b>5,00,000</b>	<b>500.00</b>
<b>Issued share capital (Equity Shares of ₹ 10/- each with voting rights)</b>				
Opening share capital	50,00,000	500.00	50,00,000	500.00
Increase/(decrease) during the year	-	-	-	-
<b>Closing share capital</b>	<b>5,00,000</b>	<b>500.00</b>	<b>5,00,000</b>	<b>500.00</b>
<b>Subscribed and Paid-up share capital</b>				
Opening share capital	50,00,000	500.00	50,00,000	500.00
Increase/(decrease) during the year	-	-	-	-
<b>Closing share capital</b>	<b>50,00,000</b>	<b>500.00</b>	<b>50,00,000</b>	<b>500.00</b>
<b>Total</b>	<b>50,00,000</b>	<b>500.00</b>	<b>50,00,000</b>	<b>500.00</b>

# Notes to the Financial Statements

for the year ended March 31, 2026

## Reconciliation of the number of shares outstanding at the beginning and at the end of the reporting period

Particulars	Opening Balance	Shares issued during the year	Closing Balance
Equity shares with voting rights			
<b>As at March 31, 2025</b>			
Number of shares	50,00,000	-	50,00,000
Amount (₹) In lakh	500.00	-	500.00
<b>As at March 31, 2026</b>			
Number of shares	50,00,000	-	50,00,000
Amount (₹) In lakh	500.00	-	500.00

- The Company has only one class of equity shares having face value of ₹ 10 each. Each holder of equity shares is entitled to one vote per share. The Company declares and pay dividends in Indian rupees. The dividend proposed by the Board of Directors is subject to the approval of the Shareholders in the ensuing Annual General Meeting.
- In the event of liquidation of the Company, the holders of equity shares will be entitled to receive remaining assets of the Company after distribution of all preferential amounts. The distribution will be in proportion to the number of equity shares held by the shareholders.
- As per records of the Company, including its register of shareholders/members and other declaration received from shareholders regarding beneficial interest, the above shareholding represents both legal and beneficial ownership of shares.

### Details of Shares held by promoters as at March 31, 2026

Promoters Name	No. of Shares				
	No. of shares held at the beginning of the year	Changes during the year	No. of shares held at the end of the year	% of total shares	% Changes During the year
Central Depository Services (India) Limited, Holding Company and its nominees	50,00,000	-	50,00,000	100.00	-

### Details of Shares held by promoters as at March 31, 2025

Promoters Name	No. of Shares				
	No. of shares held at the beginning of the year	Changes during the year	No. of shares held at the end of the year	% of total shares	% Changes During the year
Central Depository Services (India) Limited, Holding Company and its nominees	50,00,000	-	50,00,000	100.00	-

# Notes to the Financial Statements

for the year ended March 31, 2026

## 14 OTHER EQUITY

(₹ in Lakh)

Particulars	As at March 31, 2026	As at March 31, 2025
Securities premium	1,600.00	1,600.00
Retained earnings	35,673.99	36,335.91
<b>Total</b>	<b>37,273.99</b>	<b>37,935.91</b>

### 14.1 Securities premium

(₹ in Lakh)

Particulars	As at March 31, 2026	As at March 31, 2025
Opening Balance	1,600.00	1,600.00
Less: Movement during the year	-	-
<b>Closing balance</b>	<b>1,600.00</b>	<b>1,600.00</b>

Securities premium reserve is used to record the premium on issue of shares. The reserve can be utilised only for limited purposes such as issuance of bonus shares in accordance with the provisions of the Companies Act, 2013

### 14.2 Retained earnings

(₹ in Lakh)

Particulars	As at March 31, 2026	As at March 31, 2025
Opening Balance	36,335.91	30,087.04
Profit for the year	5,536.85	10,995.84
Other comprehensive income / (loss) arising from remeasurement of defined benefit obligation (net of income tax) for the year	1.23	3.03
Dividends on equity shares declared and paid	(6,200.00)	(4,750.00)
<b>Amount available for appropriation</b>	<b>35,673.99</b>	<b>36,335.91</b>

Retained earnings reflect surplus/deficit after taxes in the Statement of Profit and Loss. The amount that can be distributed by the Company as dividends to its equity shareholders is determined based on the balance in this reserve and also considering the requirements of Companies Act, 2013.

### 14.3 Distribution made and proposed

- During the year, the company has paid final dividend of ₹ 124 per share for the year ended March 31, 2025
- Further, the Board of Directors have recommended final dividend of ₹ 79 per share for the year ended March 31, 2026 subject to shareholders approval.

## 15 DEFERRED TAX BALANCES

(₹ in Lakh)

Particulars	As at March 31, 2026	As at March 31, 2025
Deferred tax assets	320.40	65.37
Deferred tax liabilities	(301.09)	(441.99)
<b>Total</b>	<b>621.49</b>	<b>507.36</b>

# Notes to the Financial Statements

for the year ended March 31, 2026

## Deferred tax (liabilities) / assets in relation to:

Particulars	(₹ in Lakh)						
	Opening balance as at April 01, 2024	Recognised in Profit and loss for year ended March 31, 2025	Recognised in Other Comprehensive Income for year ended March 31, 2025	Closing balance as at March 31, 2025	Recognised in Profit and loss for year ended March 31, 2026	Recognised in Other Comprehensive Income for year ended March 31, 2026	Closing balance as at March 31, 2026
<b>1. Deferred tax Assets</b>							
Provision for compensated absences, gratuity and other employee benefits	(155.11)	(54.22)	1.02	(208.31)	18.11	0.41	(189.79)
Provision for doubtful debts	(0.21)	(3.92)	-	(4.13)	3.67	-	(0.46)
On difference between book balance and tax balance of Property, Plant and Equipment & Right of Use Assets	100.38	177.43	-	277.81	232.84	-	510.65
<b>Total</b>	<b>(54.94)</b>	<b>119.29</b>	<b>1.02</b>	<b>65.37</b>	<b>254.62</b>	<b>0.41</b>	<b>320.40</b>
<b>2. Deferred Tax Liabilities</b>							
On Changes in Fair Value of Investment	(274.35)	(167.64)	-	(441.99)	140.90	-	(301.09)
Balances restated as per deferred tax reco	-	-	-	-	-	-	-
<b>Total Liabilities</b>	<b>(274.35)</b>	<b>(167.64)</b>	<b>-</b>	<b>(441.99)</b>	<b>140.90</b>	<b>-</b>	<b>(301.09)</b>
<b>Net Asset/ (Liabilities)</b>	<b>219.41</b>	<b>286.93</b>	<b>1.02</b>	<b>507.36</b>	<b>113.72</b>	<b>0.41</b>	<b>621.49</b>

## 16 LEASE LIABILITIES

Particulars	(₹ in Lakh)	
	As at March 31, 2026	As at March 31, 2025
<b>Non - Current</b>		
Lease Liabilities	15.57	-
<b>Total</b>	<b>15.57</b>	<b>-</b>
<b>Current</b>		
Lease Liabilities	8.99	-
<b>Total</b>	<b>8.99</b>	<b>-</b>

# Notes to the Financial Statements

for the year ended March 31, 2026

## 17 TRADE PAYABLES

(₹ in Lakh)

Particulars	As at March 31, 2026	As at March 31, 2025
<b>Current</b>		
a) Total outstanding dues of micro enterprises and small enterprises	-	-
b) Total outstanding dues of creditors other than micro enterprises and small enterprises:		
i. Payable to Related Party - Including Unbilled	2.51	-
ii. Other trade payables (refer note below)	0.05	-
iii. Unbilled dues	1,425.25	976.43
<b>Total</b>	<b>1,427.81</b>	<b>976.43</b>

As at March 31 2026, no supplier has intimated the Company about its status as Micro or Small Enterprises or its Registration with appropriate authority under the Micro, Small and Medium Enterprises Development Act, 2006

### Trade Payables ageing schedule as on March 31, 2026

(₹ in Lakh)

Particulars	Outstanding for following periods from due date of payment				Total
	Less than 1 year	1-2 years	2-3 years	More than 3 years	
(i) MSME	-	-	-	-	-
(ii) Others	0.05	-	-	-	0.05
(iii) Disputed dues - MSME	-	-	-	-	-
(iv) Disputed dues - Others	-	-	-	-	-
<b>Sub Total</b>	<b>0.05</b>	<b>-</b>	<b>-</b>	<b>-</b>	<b>0.05</b>
Unbilled					1,427.76
<b>Total Trade Payables</b>					<b>1,427.81</b>

### Trade Payables ageing schedule as on March 31, 2025

(₹ in Lakh)

Particulars	Outstanding for following periods from due date of payment				Total
	Less than 1 year	1-2 years	2-3 years	More than 3 years	
(i) MSME	-	-	-	-	-
(ii) Others	-	-	-	-	-
(iii) Disputed dues - MSME	-	-	-	-	-
(iv) Disputed dues - Others	-	-	-	-	-
<b>Sub Total</b>	<b>-</b>	<b>-</b>	<b>-</b>	<b>-</b>	<b>-</b>
Unbilled					976.43
<b>Total Trade Payables</b>					<b>976.43</b>

# Notes to the Financial Statements

for the year ended March 31, 2026

## 18 OTHER FINANCIAL LIABILITIES

Particulars	(₹ in Lakh)	
	As at March 31, 2026	As at March 31, 2025
<b>Non Current</b>		
Accrued employee benefits expense	69.15	107.27
	<b>69.15</b>	<b>107.27</b>
<b>Current</b>		
Deposits	3.00	3.00
Unpaid Dividend	-	-
Accrued employee benefits expense	452.18	514.42
Other Liabilities	0.71	-
<b>Total</b>	<b>455.89</b>	<b>517.42</b>

## 19 OTHER LIABILITIES

### 19.1 Non Current

Particulars	(₹ in Lakh)	
	As at March 31, 2026	As at March 31, 2025
Income received in advance	84.81	16.96
<b>Total</b>	<b>84.81</b>	<b>16.96</b>

### 19.2 Current

Particulars	(₹ in Lakh)	
	As at March 31, 2026	As at March 31, 2025
Advance received from customers	54.22	47.27
Income received in advance	3.99	0.40
Undisputed statutory remittances	549.92	453.76
<b>Total</b>	<b>608.13</b>	<b>501.43</b>

## 20 PROVISIONS

Particulars	(₹ in Lakh)	
	As at March 31, 2026	As at March 31, 2025
<b>Non Current</b>		
Provision for Compensated absences	86.20	62.91
Provision for Gratuity	79.05	39.47
<b>Total</b>	<b>165.25</b>	<b>102.38</b>
<b>Current</b>		
Provision for Compensated absences	42.03	44.93
Provision for Gratuity	37.09	34.76
<b>Total</b>	<b>79.12</b>	<b>79.69</b>

# Notes to the Financial Statements

for the year ended March 31, 2026

## 21 REVENUE FROM OPERATIONS

Particulars	(₹ in Lakh)	
	For the year ended March 31, 2026	For the year ended March 31, 2025
<b>Sale of services comprise :</b>		
On Line Data Charges	14,951.60	20,731.43
Documents Storage Charges	134.51	134.23
C-KYC Income	350.20	380.23
RTA charges	233.45	158.61
GSP Service Charges	103.24	106.05
Document Verification Charges	101.61	13.95
OLAO Charges	13.41	19.31
eSign Charges	2,031.89	1,597.56
Accreditation Agency Income	91.46	15.98
Sub KUA Income	227.80	-
Other Charges	41.82	34.01
<b>Total</b>	<b>18,280.99</b>	<b>23,191.36</b>

All revenues are from contracts with customers in India.

### 21.1 Timing of revenue recognition

Particulars	(₹ in Lakh)	
	For the year ended March 31, 2026	For the year ended March 31, 2025
Services transferred at a point in time	18,071.78	23,069.77
Services transferred over time	209.21	121.59
<b>Total</b>	<b>18,280.99</b>	<b>23,191.36</b>

## 22 OTHER INCOME

Particulars	(₹ in Lakh)	
	For the year ended March 31, 2026	For the year ended March 31, 2025
<b>Interest income earned on financial assets that are measured at amortised cost</b>		
Bank deposits	17.65	108.31
Investments in debt instruments	291.59	361.84
Interest on staff loan	0.25	0.57
Investments in STRIPS	518.97	518.97
<b>Other gains or losses:</b>		
Gain on sale / disposal of property, plant and equipments and intangible assets (Net)	-	2.65
Net gains / (loss) arising on financial assets measured at Fair value through profit or loss	695.37	1,289.97
<b>Other non-operating income</b>		
Bad debts recovered	1.41	0.74
Interest on tax refund	-	10.29
Excess provision reversed	2.26	0.10
Miscellaneous income	8.67	9.93
<b>Total</b>	<b>1,536.17</b>	<b>2,303.37</b>

# Notes to the Financial Statements

for the year ended March 31, 2026

## 23 EMPLOYEE BENEFITS EXPENSE

Particulars	(₹ in Lakh)	
	For the year ended March 31, 2026	For the year ended March 31, 2025
Salaries, allowances and bonus	1,624.05	1,343.14
Contribution to provident and other funds	126.13	107.68
Staff welfare expenses	101.88	70.42
<b>Total</b>	<b>1,852.06</b>	<b>1,521.24</b>

Refer note no. 35 for disclosures on Gratuity and Compensated Absences

## 24 DEPRECIATION AND AMORTISATION EXPENSES

Particulars	(₹ in Lakh)	
	For the year ended March 31, 2026	For the year ended March 31, 2025
Intangible assets	403.93	375.44
Property, plant and equipment	760.41	417.76
Right Of use assets	2.85	14.93
<b>Total</b>	<b>1,167.19</b>	<b>808.13</b>

## 25 OTHER EXPENSES

Particulars	(₹ in Lakh)	
	For the year ended March 31, 2026	For the year ended March 31, 2025
Authentication User Agency (AUA) Expenses	146.87	-
Aadhar masking charges	15.40	34.22
Auditors' remuneration:		
Audit Fees (Including Limited Review)	9.50	12.50
Tax Audit fees	1.00	1.00
Certification Fees	-	0.52
Out of pocket expenses	0.63	0.25
Business development charges	5.11	6.67
Communication, telephone & courier Charges	29.42	39.45
Computer technology related expenses	3,381.07	2,633.81
Contribution towards Corporate Social Responsibility (Refer Note No. 37)	206.95	175.53
Directors sitting fees	41.00	19.00
E-Sign expenses	1,567.64	975.99
Expenses for GST Suvidha Provider	13.93	12.68
Insurance expenses	4.80	3.13
Inter KRA charges expenses	2,541.08	3,187.73
Impairment loss allowance on trade receivables	-	22.73
Legal Fees	12.61	5.31
Miscellaneous Expenses	37.08	26.66
Loss on sale / disposal of property, plant and equipments and intangible assets (Net)	0.54	-
Office Maintenance	131.47	61.15

# Notes to the Financial Statements

for the year ended March 31, 2026

(₹ in Lakh)

Particulars	For the year ended March 31, 2026	For the year ended March 31, 2025
Point Of Service (POS) charges	386.81	557.10
Electricity Expenses	54.21	56.06
Printing & Stationery	5.20	1.75
Professional Fees	281.60	240.39
Rates & Taxes	14.01	3.70
Recruitment Charges	26.49	3.47
Short Term Lease Expenses	403.55	314.30
SEBI Fees	1.53	1.53
SMS Alert Expenses	46.89	103.31
Travelling & Conveyance	23.66	15.28
<b>Total</b>	<b>9,390.05</b>	<b>8,515.22</b>

## 26 TAXES

### 26.1. Income tax expense

The major components of income tax expense for the year ended March 31, 2026 and 2025 are as under:

#### 26.1.1 Under Profit or loss

(₹ in Lakh)

Particulars	For the year ended March 31, 2026	For the year ended March 31, 2025
a. Current tax expense		
Current year	1,875.00	3,409.00
Changes in estimates related to prior years	30.46	(41.74)
<b>Total current tax expenses</b>	<b>1,905.46</b>	<b>3,367.26</b>
b. Deferred tax expenses	(34.98)	286.93
<b>Total tax expenses (a+b)</b>	<b>1,870.48</b>	<b>3,654.19</b>

#### 26.1.2 Under Other comprehensive income

(₹ in Lakh)

Particulars	For the year ended March 31, 2026	For the year ended March 31, 2025
Remeasurement of the defined benefit plans	1.64	4.05
Total income tax expense recognised in other comprehensive income	(0.41)	(1.02)

# Notes to the Financial Statements

for the year ended March 31, 2026

## 26.2 The income tax expense for the year has been reconciled to the accounting profit as follows:

Particulars	(₹ in Lakh)	
	For the year ended March 31, 2026	For the year ended March 31, 2025
(A) Profit before tax	7,407.33	14,650.03
(B) Enacted tax rate in India	25.17%	25.17%
(C) Expected tax expenses (A*B)	1,864.42	3,687.41
(D) Other than temporary differences		
Effect of income that is exempt from taxation	(7.58)	(23.13)
Expenses disallowed / (allowed)	52.87	47.64
Effect of Different rates of Tax	(69.28)	(14.97)
Prior Period Tax Adjustments	30.46	(41.74)
<b>Total adjustments</b>	<b>6.47</b>	<b>(32.20)</b>
(E) Tax expenses after adjustments (C+D)	1,870.89	3,655.21
(F) Tax expenses recognised in Profit or Loss & OCI	1,870.89	3,655.21

## 27 EARNINGS PER SHARE (EPS)

Reconciliation of number of equity shares used in the computation of basic and diluted earnings per share is set out below:

Particulars	(₹ in Lakh)	
	For the year ended March 31, 2026	For the year ended March 31, 2025
Weighted average number of equity shares (issued share capital) outstanding during the year for the calculation of basic EPS	50,00,000	50,00,000
Weighted average number of equity shares (issued share capital) outstanding during the year for the calculation of dilutive EPS	50,00,000	50,00,000
Face Value per Share (₹)	₹ 10/- Each	₹ 10/- Each
Profit for the year (₹ in lakh)	5,536.85	10,995.84
Basic and Diluted EPS (₹ per share)	110.74	219.92

## 28 LEASES

The Company has entered into a lease agreement for a building located in GIFT City, Gandhinagar, which is used for its operations. The lease term is three years, and future lease cash outflows are discounted at a rate of 6.45%. In line with the IFSCA framework, the branch's base currency is the US Dollar. Lease balances are restated at each reporting date to reflect updated values.

Following are the changes in the carrying value of right of use assets during the year:

Particulars	(₹ in Lakh)	
	For the year ended March 31, 2026	For the year ended March 31, 2025
Opening Balance*	-	14.93
Additions during the year	26.12	-
Reversal / Transfer of ROU asset	-	-
Less: Depreciation	(2.90)	(14.93)
Add: Unrealised Foreign Exchange Fluctuation	0.97	-
<b>Closing Balance</b>	<b>24.19</b>	<b>-</b>

\*includes EIR adjustment of Security Deposit.

# Notes to the Financial Statements

for the year ended March 31, 2026

Amounts recognised in statement of profit and loss during the year:

(₹ in Lakh)

Particulars	For the year ended March 31, 2026	For the year ended March 31, 2025
a. Depreciation (expense) on right-of-use assets	2.90	14.93
b. Interest (expense) on lease liabilities	0.54	0.11
c. Interest income on security deposit	0.08	0.41
d. Short term lease expenses	0.74	-
e. Unrealised Foreign Exchange Fluctuation	0.16	16.80

The following is the break-up of current and non-current lease liabilities:

(₹ in Lakh)

Particulars	As at March 31, 2026	As at March 31, 2025
a. Current Lease Liabilities	8.00	-
b. Non-Current Lease Liabilities	15.57	-
c. Unrealised Foreign Exchange Fluctuation	0.98	-
<b>Total</b>	<b>24.55</b>	<b>-</b>

The following is the movement in lease liabilities during the year:

(₹ in Lakh)

Particulars	For the year ended March 31, 2026	For the year ended March 31, 2025
Opening Balance	-	16.69
Add: Additions during the year	25.32	-
Add: Finance Cost accrued during the year	0.54	0.11
Less: Payment / transfer of Lease Liabilities	(2.29)	(16.80)
Add: Unrealised Foreign Exchange Fluctuation	0.98	-
<b>Closing Balance</b>	<b>24.55</b>	<b>-</b>

The table below provides details regarding the contractual maturities of lease liabilities on an undiscounted basis:

(₹ in Lakh)

Particulars	As at March 31, 2026	As at March 31, 2025
Less than one year	8.00	-
One to Five years	15.57	-
More than Five years	-	-
Add: Unrealised Foreign Exchange Fluctuation	0.98	-
<b>Total</b>	<b>24.55</b>	<b>-</b>

# Notes to the Financial Statements

for the year ended March 31, 2026

The following is the movement in Security Deposit during the year:

Particulars	(₹ in Lakh)	
	For the year ended March 31, 2026	For the year ended March 31, 2025
Opening Balance	-	(0.41)
Add: Additions during the year	4.57	-
Less: Transferred to ROU Asset	(0.80)	-
Add: Interest income	0.08	0.41
Less: Transfer during the year	-	-
Add: Unrealised Foreign Exchange Fluctuation	0.21	-
<b>Closing Balance</b>	<b>4.06</b>	<b>-</b>

## 29 FINANCIAL INSTRUMENTS

The carrying value and fair value of financial instruments by categories:

Particulars	(₹ in Lakh)			
	Carrying Value		Fair Value	
	March 31, 2026	March 31, 2025	March 31, 2026	March 31, 2025
<b>i) Financial Assets</b>				
<b>a) Amortised Cost</b>				
Trade receivables	2,854.96	2,099.27	2,854.96	2,099.27
Cash and cash equivalents	1,930.42	1,482.17	1,930.42	1,482.17
Bank balances other than cash and cash equivalents	3.51	3.30	3.51	3.30
Loans to Staff	1.21	4.54	1.21	4.54
Other financial assets	516.28	548.33	516.28	548.33
Investment in Bonds and Debentures	2,511.87	4,813.60	2,547.44	4,843.60
Investment in STRIPS	7,476.46	6,957.49	7,522.36	7,042.47
<b>Total (a)</b>	<b>15,294.71</b>	<b>15,908.70</b>	<b>15,376.18</b>	<b>16,023.68</b>
<b>b) Fair Value through profit or loss</b>				
Quoted Investments	12,312.15	14,684.73	12,312.15	14,684.73
<b>Total (b)</b>	<b>12,312.15</b>	<b>14,684.73</b>	<b>12,312.15</b>	<b>14,684.73</b>
<b>Total Financial Assets (a+b)</b>	<b>27,606.86</b>	<b>30,593.43</b>	<b>27,688.33</b>	<b>30,708.41</b>

Investment does not include investments in equity instruments of fellow subsidiaries

Particulars	(₹ in Lakh)			
	Carrying Value		Fair Value	
	March 31, 2026	March 31, 2025	March 31, 2026	March 31, 2025
<b>ii) Financial Liabilities</b>				
<b>a) Amortised Cost</b>				
Trade payables	1,427.81	976.43	1,427.81	976.43
Other financial liabilities	455.89	517.42	455.89	517.42
Lease Liabilities	24.56	-	24.56	-
<b>Total Financial Liabilities</b>	<b>1,908.26</b>	<b>1,493.85</b>	<b>1,908.26</b>	<b>1,493.85</b>

# Notes to the Financial Statements

for the year ended March 31, 2026

## Fair value hierarchy

Level 1 - Quoted prices (unadjusted) in active markets for identical assets or liabilities.

Level 2 - Inputs other than quoted prices included within Level 1 that are observable for the asset or liability, either directly (i.e. as prices) or indirectly (i.e. derived from prices).

Level 3 - Inputs for the assets or liabilities that are not based on observable market data (unobservable inputs).

Fair value of the Company's financial assets that are measured at fair value on a recurring basis

Particulars	Fair Value		Fair Value hierarchy	Valuation technique(s) and key input(s)
	March 31, 2026	March 31, 2025		
Mutual Funds (Unquoted)	12,298.76	14,684.73	Level 1	NAV declared by respective mutual funds
Exchange Traded Funds	13.39	-	Level 1	Quoted Price

(₹ in Lakh)

There were no transfers between Level 1, 2 and 3 during the years.

The management assessed that fair value of cash and bank balances, fixed deposits, trade receivables, trade payables and other current financial assets and liabilities approximate their carrying amounts largely due to the short-term maturities of these instruments.

The fair value of the financial assets and liabilities is included at the amount at which the instrument could be exchanged in a current transaction between willing parties, other than in a forced or liquidation sale.

## The following methods and assumptions were used to estimate the fair values:

- The fair value of the quoted bonds and mutual fund are based on price quotations at reporting date. The fair value of unquoted instruments and other financial liabilities, as well as other non-current financial liabilities is estimated by discounting future cash flows using rates currently available for debt on similar terms, credit risk and remaining maturities.
- The fair values of the unquoted equity shares have been estimated using a discounted cash flow model. The valuation requires the management to make certain assumptions about the model inputs, including forecast cash flows, discount rate, credit risk and volatility, the probabilities of the various estimates within the range can be reasonably assessed and are used in the management's estimate of fair value for these unquoted equity investments.

## 30 FINANCIAL RISK MANAGEMENT

The Company's principal financial liabilities comprise trade and other payables. The main purpose of these financial liabilities is to support its operations. The Company's principal financial assets include trade and other receivables, and cash and short-term deposits that derive directly from its operations.

The Company's activities expose it to a variety of financial risks: credit risk, liquidity risk, market risk (including foreign currency and interest rate risk) and regulatory risk. The Company's primary focus is to foresee the unpredictability of financial markets and seek to minimize potential adverse effects on its financial performance. The Company's exposure to credit risk is influenced mainly by the individual characteristic of each customer and the concentration of risk from the top few customers.

### Credit risk

Credit risk is the risk of financial loss to the Company if a customer or counterparty to a financial instrument fails to meet its contractual obligations, and arises principally from the Company's receivables from customers and investment securities. Credit risk arises from cash held with banks and financial institutions, as well as credit exposure to clients, including outstanding accounts receivable. The maximum exposure to credit risk is equal to the carrying value of the financial assets. The objective of managing counterparty credit risk is to prevent losses in financial assets. The Company assesses the credit quality of the counterparties, taking into account their financial position, past experience and other factors.

# Notes to the Financial Statements

for the year ended March 31, 2026

## Trade and other receivables

The Company's exposure to credit risk is influenced mainly by the individual characteristics of each customer.

The demographics of the customer, including the default risk of the industry in which the customer operates, also has an influence on credit risk assessment.

Following customers accounted for more than 10% of the receivables as at March 31, 2026 and revenue for the year ended March 31, 2026

Particulars	₹ In Lakhs	10% of the receivable and revenue
Revenue	18,280.99	No such customer
Receivables	1,426.16	Customer 1 - 136.39 Lakh (10%) Customer 2 - 171.04 Lakh (12%)

Following customers accounted for more than 10% of the receivables as at March 31, 2025 and revenue for the year ended March 31, 2025.

Particulars	₹ In Lakhs	10% of the receivable and revenue
Revenue	23,183.90	No such customer
Receivables	923.29	Customer 1 - 280.51 Lakh (15%) Customer 2 - 239.80 Lakh (13%)

## Investments

The Company limits its exposure to credit risk by making investment as per the investment policy. The Company does not expect any losses from non-performance by these counter-parties, and does not have any significant concentration of exposures to specific industry sectors.

## Liquidity risk

Liquidity risk is the risk that the Company will not be able to meet its financial obligations as they become due. The Company manages its liquidity risk by ensuring, as far as possible, that it will always have sufficient liquidity to meet its liabilities when due.

The Company's treasury department is responsible for liquidity, funding as well as settlement management. In addition, processes and policies related to such risks are overseen by senior management. The management monitors the Company's net liquidity position through forecasts on the basis of expected cash flows.

The details regarding the contractual maturities of financial liabilities as at March 31, 2026 and March 31, 2025 are as below

Particulars	As at March 31, 2026			
	Less than one year	One to Five years	More than Five years	Total
Trade payables	1,427.81	-	-	1,427.81
Other financial liabilities	455.89	-	-	455.89
Lease liabilities	8.00	15.57	-	23.57
<b>Total</b>				<b>1,907.27</b>

# Notes to the Financial Statements

for the year ended March 31, 2026

Particulars	As at March 31, 2026			
	Less than one year	One to Five years	More than Five years	Total
<b>Financial liabilities</b>				
Trade payables	976.43	-	-	976.43
Other financial liabilities	517.42	-	-	517.42
Lease liabilities	-	-	-	-
<b>Total</b>				<b>1,493.85</b>

The Company manages contractual financial liabilities and contractual financial assets on net basis.

## Market risk

The Company's business, financial condition and results of operations are highly dependent upon the levels of activity in the capital markets and in particular upon the participation of retail clients in capital market.

Our KYC business competes closely with competitors. We rely heavily on technological equipment and IT at our facilities. Interruptions in the availability of IT systems could adversely impact our business. Shift in consumer preferences away from investing in capital market to other financial products, may dampen prospects of our business.

## Foreign Currency risk

The Company's foreign currency risk arises in respect of foreign currency transactions. The Company's foreign currency expenses is insignificant, while a significant portion of its costs are in Indian rupees.

As a result, if the value of the Indian rupee appreciates relative to these foreign currencies, the Company's expenses measured in rupees may decrease. Due to lesser quantum of expenses from foreign currencies, the Company is not much exposed to foreign currency risk.

## Interest rate risk

Interest rate risk is the risk that the fair value or future cash flows of a financial instrument will fluctuate because of changes in interest rates. The Company's exposure to the risk of changes in market interest rates relates primarily to the Company's long-term / short-term investment with floating interest rates.

Interest rate risk primarily arises from floating rate investment. The Company's investments in floating rate are primarily short-term, which do not expose it to significant interest rate risk.

## Regulatory Risk

The Company requires a number of regulatory approvals, licenses, registrations and permissions to operate our business, including at a corporate level as well as at the level of each of its components. The Company operations are subject to continued review and the governing regulations may change. The Company regulatory team constantly monitors the compliance with these rules and regulations.

## 31 CAPITAL MANAGEMENT

The Company's policy is to maintain a strong capital base so as to maintain investor, creditor and market confidence and to sustain future development of the business. The Company monitors the return on capital as well as the level of dividends on its equity shares. The Company's objective when managing capital is to maintain an optimal structure so as to maximize shareholder value.

The Company is predominantly equity financed which is evident from the capital structure. Further, the Company has always been a net cash company with cash and bank balances along with investment which is predominantly investment in liquid and short term mutual funds being far in excess of financial liabilities.

# Notes to the Financial Statements

for the year ended March 31, 2026

## Compliance with externally imposed capital requirements:

CVL Projects	Regulator	Specific Clause	Net worth Requirements (on continuous basis)	Net worth (₹ in lakhs)
KRA	SEBI	Regulation 6(2) of SEBI {KYC (Know Your Client) Registration Agency} Regulations, 2011	Least ₹ 25 crore on a continuous basis.	2500
RTA	SEBI	Regulation 7 of SEBI (Registrars to an Issue and Share Transfer Agents) Regulations, 1993	Category I specified in clause (a) of sub-regulation (2) of Regulation 3, - ₹ 50,00,000; (CVL RTA is registered with SEBI as a Category 1 -RTA.)	50
ESIGN	CCA	CA Licensing Guidelines	Paid-up capital not less than ₹ 5 crores and net worth not less than ₹ 50 crores.	5000
GST Suvidha Provider Services	GSTN	Eligibility Criteria For GSPs 4.0	Paid up / Raised capital of at least ₹ 25 lakh.	25

CVL Branch in GIFT City	Regulator	Specific Clause	Net worth Requirements (on continuous basis)	Net worth
IFSCA KRA	International Financial Services Centres Authority (IFSCA)	Regulation 6(1)(C) of IFSCA (KYC Registration Agency) Regulations, 2025	Least \$ 1 million on a continuous basis.	\$ 1 Million

## 32 INFORMATION ON RELATED PARTY TRANSACTIONS AS REQUIRED BY IND AS 24 - 'RELATED PARTY DISCLOSURES' FOR THE YEAR ENDED MARCH 31, 2026.

Description of relationship	Names of related parties
Entity where control exists	Central Depository Services (India) Limited (CDSL) - Holding Company
Fellow subsidiaries	Centrico Insurance Repository Limited (Formerly known as CDSL Insurance Repository Limited) Contrywide Commodity Repository Limited (Formerly known as CDSL Commodity Repository Limited)
Entity having significant influence in Holding Company	BSE Limited Indian Clearing Corporation Limited (ICCL) BSE Investments Limited BSE Technologies Private Limited (BTPL) BSE Administration & Supervision Limited BSE Index Services Private Limited (Formerly known as "Asia Index Private Limited")
Subsidiary of entity having significant influence in Holding Company	BSE CSR Integrated Foundation (Section 8 Company) BIL - Ryerson Technology Startup Incubator Foundation (BRTSIF) (Section 8 Company) India International Clearing Corporation (IFSC) Limited India International Exchange (IFSC) Limited India INX Global Access IFSC Limited BSE Institute of Research Development & Innovation Private Limited (up to May 2, 2025) BSE Institute Limited (BIL) (up to May 2, 2025)

# Notes to the Financial Statements

for the year ended March 31, 2026

Description of relationship	Names of related parties
Associate of entity having significant influence in Holding Company	BSE E-Agricultural Markets Limited
	Hindustan Power Exchange Limited
	EBIX Insuretech Private Limited (Formerly known as BSE EBIX Insuretech Private Limited) (upto April 19, 2024)
	EBIX Insurance Broking Private Limited (Formerly known as BSE EBIX Insurance Broking Private Limited)
	BFSI Sector Skill Council of India (BFSI) (Section 8 Company)
Associate having significant influence in Fellow subsidiary - Countrywide Commodity Repository Limited	Multi Commodity Exchange of India Limited
	Multi Commodity Exchange Clearing Corporation Limited (Subsidiary of MCX)
Associate of Holding Company	BSE Investments Limited
	India International Bullion Holding IFSC Limited
	India International Bullion Exchange IFSC Limited
Director	India International Depository IFSC Limited
	Shri R.K. Kakkar
	Shri Amit Mahajan (upto February 17, 2025)
	Shri Girish Amesara (upto February 17, 2025)
	Shri Nilesh Lodaya (w.e.f. February 21, 2025)
	Shri Swaroopkumar Gothi (w.e.f. February 25, 2025)
	Dr. Bandu Baburao Meshram
	Dr. Ramabhadran Thirumalai
	Shri Sunil Alvares - Managing Director & CEO
	Smt. Preeti Gogate - Chief Financial Officer
Key Managerial Personnel	Smt. Mohini Kharpude - Company Secretary
	Shri Masil Jeya Mohan P., Shareholder Director (upto August 14, 2025)
Directors (Other than Independent Director and KMPs) of Holding Company as per Companies Act, 2013*	Sushri Kamla Knatharaj, Shareholder Director (from August 23, 2023)
	Shri Rajesh Kumar, Shareholder Director (from September 12, 2025)
	Shri Nehal Vora, Managing Director & CEO
	Shri Girish Amesara, Chief Financial Officer
	Shri Nilay Shah, Company Secretary
Entity in which director of the company is a director	Dr. Ramabhadran Thirumalai is director in:
	Kidney Warriors Foundation
Entity in which Non-Independent director of the Holding Company is a director	Vijay Tanks and Vessels Private Limited
	Sushri Kamla Kantharaj is a director in:
	Asia Index Private Limited

\* No transaction during the year ended March 31, 2026 and March 31, 2025

# Notes to the Financial Statements

for the year ended March 31, 2026

(₹ in Lakh)

Particulars	Transaction for the year ended March 31, 2026	Transaction for the year ended March 31, 2025
<b>Operational Income</b>		
Central Depository Services (India) Limited	57.86	39.97
Centrico Insurance Repository Limited (Formerly known as CDSL Insurance Repository Limited)	0.05	6.47
India International Depository IFSC Limited (Formerly known as CDSL IFSC Limited)	0.05	0.03
BSE Limited	19.17	0.32
India INX Global Access IFSC Limited	0.05	-
<b>Administrative and Other Expenses</b>		
Central Depository Services (India) Limited	206.51	216.05
BSE Limited	-	-
<b>Liability</b>		
Dividend Paid	6,200.00	4,750.00

(₹ in Lakh)

Key Managerial Personnel Remuneration	Transaction for the year ended March 31, 2026	Transaction for the year ended March 31, 2025
Shri. Sunil Alvares - Managing Director & CEO	225.79	198.17
Smt. Mohini Kharpude - Company Secretary	34.62	22.37
Smt. Preeti Gogate - CFO	46.80	30.88

\* Includes Salary payable as per Form 16 (Income Tax Act, 1961) and Company's contribution to Provident Fund.

- The sitting fees paid to non-executive directors is ₹ 41 Lakh and ₹ 19 Lakh as at March 31, 2026 and 2025, respectively.
- Company provides long term benefits in the form of Gratuity to Key managerial person along with all employees, cost of same is not identifiable separately and not disclosed.
- The cost mentioned above is the deputation cost and it is reimbursed by the Company to its holding company Central Depository Services India Limited.

(₹ in Lakh)

Particulars (Balance outstanding)	As at March 31, 2026	As at March 31, 2025
<b>Payable/(Receivable)</b>		
<b>Entity where control exists</b>		
<b>Central Depository Services (India) Limited</b>		
Unbilled revenue	(29.83)	(21.56)
Deposit Receivable	(1.50)	(1.50)
Trade Receivable	(3.05)	(1.35)
Equity Share Capital Issued	500.00	500.00
Share Premium	1,600.00	1,600.00
Trade Payable Unbilled	2.51	-
<b>Fellow subsidiaries</b>		
<b>Centrico Insurance Repository Limited</b>		
Investment in Equity Shares	(97.50)	(97.50)

# Notes to the Financial Statements

for the year ended March 31, 2026

(₹ in Lakh)

Particulars (Balance outstanding)	As at March 31, 2026	As at March 31, 2025
<b>Entity having significant influence in Holding Company</b>		
<b>BSE Limited</b>		
Unbilled revenue	(1.37)	(0.02)
Trade Receivable	(18.91)	-
<b>India International Depository IFSC Limited</b>		
Unbilled revenue	-	(0.05)
<b>India Inx Global Access IFSC Limited</b>		
Unbilled revenue	-	(0.05)

Notes:

- No amounts in respect of the related parties have been provided for as doubtful debts or written off/ back during the year.
- Related party relationship is as identified by the Company and relied upon by the auditors.
- All the above transactions are in the ordinary course of the business of the Company.

### 33 CONTINGENT LIABILITIES AND COMMITMENTS

(₹ in Lakh)

Particulars	As at March 31, 2026	As at March 31, 2025
<b>Contingent liabilities</b>		
Claims against the not acknowledged as debt:		
GST Matter FY 2018-19 (refer note (i))	11.19	11.19
Income Tax Matter FY 2019-20 (refer note (ii))	19.83	19.83
Income Tax Matter FY 2020-21 (refer note (iii))	43.29	43.29
Bank Guarantee (refer note (iv))	130.46	105.94
<b>Commitments :</b>		
Estimated amount of contracts remaining to be executed on capital account and not provided for		
Tangible assets	685.74	192.30
Intangible assets	125.87	275.00
<b>Litigation Matters</b>		
	-	-

Notes:

- GST department has issued order u/s 73 of CGST Act, 2017 in Form DRC 07 on March 29, 2023 demanding tax liability of ₹ 5.59 Lakh along with Interest of ₹ 4.97 Lakh and penalty of ₹ 0.64 Lakh. An appeal has been filed on June 23, 2023. The documents for the appeal were resubmitted on April 16, 2026 on the request of the GST Office.
- The company filed its return on February 12, 2021 declaring income of ₹ 2,946 lakh and claiming refund of ₹ 57.87 lakh. The return was processed u/s 143(1) reducing the refund to ₹ 38.04 lakh, against which rectification u/s 154 was filed. Following scrutiny and hearings, the assessment order u/s 143(3) dated September 23, 2022 also determined refund at ₹ 38.04 lakh, which was received on November 10, 2022. Since the order relied on the intimation instead of the original return, the balance refund of ₹ 19.83 lakh remains pending. Rectification applications were filed earlier and resubmitted, most recently on March 16, 2026 before the jurisdictional AO along with a request for personal hearing.

# Notes to the Financial Statements

for the year ended March 31, 2026

- (iii) The Company filed its return of income claiming a refund of ₹ 107.14 lakh. Subsequently, a Show Cause Notice was issued, against which all necessary submissions were duly made. Pursuant to scrutiny assessment u/s 143(3), the income was determined at ₹ 51.14 crore and refund reduced to ₹ 63.86 lakh, which has since been received. Aggrieved by the shortfall, the Company preferred an appeal before the CIT(A). In accordance with Section 250 of the Income-tax Act, 1961, the Company received notice and submitted the requisite documents in January 2025. Further, on March 16, 2026, the Company resubmitted a request letter seeking an in-person hearing in place of a faceless hearing to expedite the proceedings.
- (iv) As per business requirements, bank guarantees are issued by banks on behalf of the Company, against 100% margin (earmarked) on fixed deposit receipts. (Refer Note No. 10)

## 34 ADDITIONAL INFORMATION TO THE FINANCIAL STATEMENTS

### 34.1 Expenditure in foreign currency:

(₹ in Lakh)

Particulars	As at March 31, 2026	As at March 31, 2025
Domain Renewal Charges	-	-
Software Subscription	-	-
<b>Total</b>	-	-

### 34.2 Disclosures required under Section 22 of the Micro, Small and Medium Enterprises Development Act, 2006

Based on and to the extent of information received by the Company from the suppliers regarding their status under the Micro, Small and Medium Enterprises Development Act, 2006 (MSMED Act) and relied upon by the auditors, the relevant particulars as at the year-end are furnished below:

(₹ in Lakh)

Particulars	As at March 31, 2026	As at March 31, 2025
a) Principal amount and interest thereon remaining unpaid at the end of year	-	-
b) Interest paid including payment made beyond appointed day	-	-
c) Interest due and payable for delay during the year	-	-
d) Amount of interest accrued and unpaid as at year end	-	-
e) The amount of further interest due and payable even in the succeeding year	-	-

# Notes to the Financial Statements

for the year ended March 31, 2026

## 35 EMPLOYEE BENEFITS

### 35.1 Defined benefits plan – Gratuity

Gratuity is administered through Gratuity Scheme with Life Insurance Corporation of India. The LIC raises demand for annual contribution for gratuity amount based on its own computation without providing entire details as required by the Ind AS 19 “Employee Benefits”. Hence the Company obtains separate actuarial valuation report as required under Ind AS 19 “Employee Benefits” from an independent Actuary. The expected return on plan assets is based on market expectation at the beginning of the year, for the returns over the entire life of the related obligations.

**Such plan exposes the Company to actuarial risks such as: investment risk, interest rate risk, demographic risk and salary risk.**

<b>Investment risk</b>	The present value of the defined benefit plan liability is calculated using a discount rate determined by reference to market yields at the end of the reporting period on government bond yields; if the return on plan asset is below this rate, it will create a plan deficit. Currently the plan has a relatively balanced investment in equity securities and debt instruments.
<b>Interest rate risk</b>	A decrease in the bond interest rate will increase the plan liability; however, this will be partially offset by an increase in the return on the plan’s debt investments.
<b>Demographic risk</b>	This is the risk of variability of results due to unsystematic nature of decrements that include mortality, withdrawal, disability and retirement. The effect of these decrements on the defined benefit obligation is not straight forward and depends upon the combination of salary increase, medical cost inflation, discount rate and vesting criteria.
<b>Salary risk</b>	The present value of the defined benefit plan liability is calculated by reference to the future salaries of plan participants. As such, an increase in the salary of the plan participants will increase the plan’s liability.

	(₹ in Lakh)	
Valuation Result as at	March 31, 2026	March 31, 2025
<b>Reconciliation of defined benefit obligation</b>		
Opening Defined Benefit Obligation	312.28	260.75
Transfer in/(out) obligation	-	-
Current service cost	39.81	33.08
Interest cost	19.17	18.26
Due to Change in financial assumptions	(10.95)	6.55
Due to change in demographic assumption	4.28	(1.58)
Due to experience adjustments	4.28	(2.78)
Past service cost	-	-
Liabilities assumed in an amalgamation in the nature of purchase	-	-
Benefits paid	(31.51)	(2.00)
<b>Closing Defined Benefit Obligation</b>	<b>337.36</b>	<b>312.28</b>
<b>Other Comprehensive Income for the current year</b>	-	-
Due to Change in financial assumptions	(10.95)	6.55
Due to change in demographic assumption	4.28	(1.58)
Due to experience adjustments	4.28	(2.78)
Return on plan assets excluding amounts included in interest income	0.75	(6.24)
<b>Amounts recognized in Other Comprehensive (Income) / Expense</b>	<b>(1.64)</b>	<b>(4.05)</b>
<b>Profit and loss account for the year</b>	-	-
Service cost:		
Current service cost	39.81	33.08
Past service cost	-	-
Net interest cost	3.75	7.45

# Notes to the Financial Statements

for the year ended March 31, 2026

(₹ in Lakh)

Valuation Result as at	March 31, 2026	March 31, 2025
<b>Total included in 'Employee Benefit Expense'</b>	<b>43.56</b>	<b>40.53</b>
<b>Reconciliation of plan assets</b>	-	-
Opening value of plan assets	238.06	143.69
Interest Income	15.42	10.80
Return on plan assets excluding amounts included in interest income	(0.75)	6.24
Contributions by employer	-	79.33
Benefits paid	(31.51)	(2.00)
<b>Closing value of plan assets</b>	<b>221.22</b>	<b>238.06</b>
<b>Valuation Result as at</b>	<b>March 31, 2026</b>	<b>March 31, 2025</b>
<b>Funded status of the plan</b>		
Present value of funded obligations	337.36	312.29
Fair value of plan assets	(221.22)	(238.06)
<b>Net Liability (Asset)</b>	<b>116.14</b>	<b>74.23</b>
<b>Reconciliation of net defined benefit liability</b>	-	-
Net opening provision in books of accounts	74.22	117.06
Adjustment to Opening Defined Benefit Obligation	-	-
Liabilities assumed in an amalgamation in the nature of purchase	-	-
Transfer in/(out) obligation	-	-
Employee Benefit Expense	43.56	40.54
Amounts recognized in Other Comprehensive (Income)/ Expense	(1.64)	(4.05)
	<b>116.14</b>	<b>153.55</b>
Benefits paid by the Company	-	-
Contributions to plan assets	-	(79.33)
<b>Closing provision in books of accounts</b>	<b>116.14</b>	<b>74.22</b>
<b>Principle actuarial assumptions (for all employee benefits)</b>		
Discount Rate	7.10% p.a	6.60% p.a
Salary Growth Rate	9.50% p.a	16% p.a. in FY 25-26 & 9.50% p.a. thereafter
Withdrawal Rates	6.32% p.a at all ages	7.65% p.a at all ages
Rate of Return on Plan Assets	7.10% p.a	6.60% p.a.

## Sensitivity analysis

Particulars	March 31, 2026		March 31, 2025	
	Discount Rate	Salary Escalation Rate	Discount Rate	Salary Escalation Rate
Impact of increase of 1% on defined benefit obligation	(5.85%)	6.51%	(5.30%)	5.82%
Impact of decrease of 1% on defined benefit obligation	6.73%	(5.78%)	6.03%	(5.22%)

## 35.2 Compensated Absences

The employees of the Company are entitled to compensated absences. The employees can carry forward a portion of the unutilised accumulating compensated absences and utilise it in future periods or receive cash at retirement or termination of

# Notes to the Financial Statements

for the year ended March 31, 2026

employment. The Company records an obligation for compensated absences in the period in which the employee renders the services that increases this entitlement. The Company measures the expected cost of compensated absences as the additional amount that the Company expects to pay as a result of the unused entitlement that has accumulated at the end of the reporting period. The Company recognizes accumulated compensated absences based on actuarial valuation. Non-accumulating compensated absences are recognized in the period in which the absences occur. The Company recognizes remeasurement gains or losses immediately in the statement of profit and loss.

During the year ended March 31, 2026 an amount recognized as an expense in respect of compensated leave absences is ₹ 78.08 lakh (Previous year ended March 31, 2025 is ₹ 48.51 lakh).

## 36 NEW LABOUR CODES

The Government of India has announced the implementation of four new Labour Codes, namely, the Code on Wages-2019, the Code on Social Security-2020, the Industrial Relations Code-2020, and the Occupational Safety, Health and Working Conditions Code-2020 (collectively referred to as the "New Labour Codes") with effect from November 21, 2025. While the codes are effective from specified date, the detailed rules are pending for issuance. To comply with the above, the Company has assessed its employee benefit obligations based on the revised definition of wages in line with the New Labour Codes. Based on management estimation and legal opinion obtained by the Holding Company, the implementation of the New Labour Codes has no significant financial impact on the Company, and the said benefits continue to be recognised in accordance with the Company's policy and applicable Indian Accounting Standards. The Company continues to monitor developments and will re-assess impact, if any, based on the final rules.

## 37 CORPORATE SOCIAL RESPONSIBILITY

Particulars	(₹ in Lakh)	
	For the year ended March 31, 2026	For the year ended March 31, 2025
1. Amount required to be spent by the Company during the year	206.93	175.53
2. Amount approved by the Board to be spent during the year	206.95	175.57
3. Amount of expenditure incurred	206.95	175.53
4. Shortfall/(Excess) at the end of the year*	(0.02)	-
5. Total of previous years shortfall	-	-
6. Reason for shortfall	-	-
7. Nature of CSR activities	i) Environmental sustainability ii) Conservation of Sanitation and Livelihood projects iii) Promoting Education iv) Measure for the benefit of armed force veterans	i) Conservation of Natural Resources ii) Conservation of Sanitation and Livelihood projects
8. Details of related party transactions, e.g., contribution to a trust controlled by the Company in relation to CSR expenditure as per relevant Accounting Standard	-	-
9. Where a provision is made with respect to a liability incurred by entering into a contractual obligation, the movements in the provision during the year shall be shown separately	-	-

\* Excess spent during the year has not been carried forward and shall not be adjusted against obligation for FY 2026-27

# Notes to the Financial Statements

for the year ended March 31, 2026

## 38 RATIO

Ratios	Numerator	Denominator	As on March 31, 2026	As on March 31, 2025	% change	Remark
Current Ratio (times)	Current Assets	Current Liabilities	2.82	3.43	(17.78)	
Debt Service Coverage Ratio (times)	Earnings for debt service = Net profit after taxes + Non-cash operating expenses	Debt service = Interest + Principal Repayments	No borrowing as on March 31, 2026 and March 31, 2025		-	
Inventory Turnover Ratio (times)	Cost of goods sold	Average inventory	-	-	-	
Return on Equity Ratio (percentage)	Net Income (profit after tax)	Average Shareholder's Equity	14.53	31.14	(53.34)	Due to decrease in Revenue and Increase in Technology Cost, resulting in decline in Profit after Tax
Trade Receivable turnover Ratio (times)	Net Sales	Average Trade Receivable	7.00	8.00	(12.50)	
Trade Payable turnover Ratio (times)	Net Purchase	Average Trade Payables	8.00	8.00	-	
Net Capital Turnover Ratio (times)	Net Sales	Working capital = Current assets – Current liabilities	3.90	4.61	(15.40)	
Net Profit Ratio (percentage)	Net Profit	Net Sales	30.29	47.41	(36.11)	Due to decrease in Revenue and Increase in Technology Cost, resulting in decline in Profit after Tax
Return on Capital Employed Ratio (percentage)	Earnings before interest and taxes	Capital Employed (Total Equity - Intangible asset + Deferred tax)	19.71	38.28	(48.51)	Due to decrease in Revenue and Increase in Technology Cost, resulting in decline in Profit after Tax
Return of Investment Ratio (percentage)	Investment Income	Investment	6.80	8.58	(20.75)	

# Notes to the Financial Statements

for the year ended March 31, 2026

## 39 RELATIONSHIP / TRANSACTIONS WITH STRUCK OFF COMPANIES

Name of struck off Company	Nature of transactions with Struck off Company	Balance outstanding as on March 31, 2026 (₹ in Lakhs)	Balance outstanding as on March 31, 2025 (₹ in Lakhs)	Relationship with the Struck off company, if any, to be disclosed
Adventures India Financial Services Limited	Rendering of Services	-	-	Customer
Amulyam Stocks And Investments Private Limited	Rendering of Services	-	-	Customer
Artham Securities & Broking India Private Limited	Rendering of Services	-	-	Customer
Bansal Finstock Pvt.Ltd.	Rendering of Services	-	-	Customer
Bluewaves Shares and Securites Pvt. Ltd.	Rendering of Services	-	-	Customer
Citrus Global Reach Limited	Rendering of Services	-	0.06	Customer
Citrus Global Resources Limited	Rendering of Services	-	0.06	Customer
Dreams Broking Private Limited	Rendering of Services	-	-	Customer
Dreams Comtrade Private Limited	Rendering of Services	-	-	Customer
Dreamway Share & Stocks India Limited	Rendering of Services	-	-	Customer
Enrich Fin And Securities Limited	Rendering of Services	-	-	Customer
F6 Commodities Private Limited	Rendering of Services	-	-	Customer
Getmyveg Foods Limited	Rendering of Services	-	0.10	Customer
India Finocorp Investments Private Limited	Rendering of Services	-	-	Customer
Libra Agencies Private Limited	Rendering of Services	-	-	Customer
Madras Stock Exchange Ltd.	Rendering of Services	-	-	Customer
Mayur Share Broking Pvt. Ltd.	Rendering of Services	-	-	Customer
Multiply Equities Private Limited	Rendering of Services	-	-	Customer
Navia Commodities Broker Private Limited	Rendering of Services	-	-	Customer
Oss Stock Broking Private Limited	Rendering of Services	-	-	Customer
Perfin Advisory Services Private Limited	Rendering of Services	-	-	Customer
Perfin Fintech Private Limited	Rendering of Services	-	-	Customer
Pincon Securities Limited	Rendering of Services	-	-	Customer
Punyam Shares and securities Private Limited	Rendering of Services	-	-	Customer
Raghukul Shares India Private Limited	Rendering of Services	-	-	Customer
Scripbox Investment Advisors Private Limited	Rendering of Services	-	-	Customer
Shikha Broking Private Limited	Rendering of Services	-	-	Customer
Standard Chartered Bank Trustee and Excecutor Co. India Pvt. Ltd.	Rendering of Services	-	-	Customer
Superseal Securities Private Limited	Rendering of Services	-	-	Customer
Sure Technologies Limited	Rendering of Services	-	0.06	Customer
Trident Innovations Limited (Formerly Trident Innovations Private Limited)	Rendering of Services	-	0.02	Customer
Triskaidekaphillia Solutions Private Limited	Rendering of Services	-	-	Customer
Valuevest Technologies Pvt. Ltd	Rendering of Services	-	-	Customer

# Notes to the Financial Statements

for the year ended March 31, 2026

Name of struck off Company	Nature of transactions with Struck off Company	Balance outstanding as on March 31, 2026 (₹ in Lakhs)	Balance outstanding as on March 31, 2025 (₹ in Lakhs)	Relationship with the Struck off company, if any, to be disclosed
Vineet Securities Private Limited	Rendering of Services	-	-	Customer
Vinex Commodity Private Limited	Rendering of Services	-	-	Customer
Wealthrays Securities Private Limited	Rendering of Services	-	-	Customer
White Organic Snacks Limited	Rendering of Services	-	-	Customer

## 40 EARMARKED ASSETS AND LIABILITIES

(₹ in Lakh)

Particulars	Reference Note		As at	
	Asset	Liability	March 31, 2026	March 31, 2025
Accrued Employee Benefit Expense (Performance Linked Bonus)	10. Other Financial Assets - Non-Current - Balances with Banks - In Deposit Account	18. Other financial liabilities - Non Current - Accrued Employee Benefits expense	63.53	101.81
Accrued Employee Benefit Expense (Performance Linked Bonus)	8. Cash and Cash Equivalents - Current - Balances with Banks - In Current Account	18. Other financial liabilities - Current - Accrued Employee Benefits expense	28.12	70.07
Accrued Interest on Deferred Performance Linked Bonus	10. Other Financial Assets - Non-Current - Balances with Banks - Accrued interest - Bank Deposits	18. Other financial liabilities - Non Current - Accrued Employee Benefits expense	5.07	5.47
Accrued Interest on Deferred Performance Linked Bonus	8. Cash and Cash Equivalents - Current - Balances with Banks - In Current Account	18. Other financial liabilities - Current - Accrued Employee Benefits expense	5.97	9.26
		<b>Subtotal</b>	<b>102.69</b>	<b>186.61</b>
Bank Guarantee	10. Other Financial Assets - Non-Current & Current - Balance with Banks	33. Contingent liabilities and Commitments	130.46	105.44
Bank Guarantee	10. Other Financial Assets - Current - Balance with Banks	33. Contingent liabilities and Commitments	-	0.50
		<b>Subtotal</b>	<b>130.46</b>	<b>105.94</b>

## 41 EVENTS AFTER THE REPORTING PERIOD

There are no events that had occurred between the end of the reporting period and the date when the financial statements are approved that provide evidence of conditions that existed at the end of the reporting period.

## 42 STANDARDS NOTIFIED BUT NOT YET EFFECTIVE

There are no standards that are notified and not yet effective as on the date.

## 43 OTHER STATUTORY INFORMATION

**43.1** The Company, for the current year as well as previous year, does not have any Benami property, where any proceeding has been initiated or pending against the Company for holding any Benami property.

# Notes to the Financial Statements

for the year ended March 31, 2026

- 43.2** The Company, for the current year as well as previous year, does not have any charges or satisfaction which is yet to be registered with ROC beyond the statutory period.
- 43.3** The Company, for the current year as well as previous year, has not traded or invested in Crypto currency or Virtual Currency during the financial year.
- 43.4** The Company, for the current year as well as previous year, does not has any such transaction which is not recorded in the books of accounts that has been surrendered or disclosed as income during the year in the tax assessments under the Income Tax Act, 1961 (such as, search or survey or any other relevant provisions of the Income Tax Act, 1961).
- 43.5** The Company, for the current year as well as previous year, has not advanced or loaned or invested funds to any other person(s) or entity(ies), including foreign entities (Intermediaries) with the understanding that the Intermediary shall:
- (a) directly or indirectly lend or invest in other persons or entities identified in any manner whatsoever by or on behalf of the company (Ultimate Beneficiaries) or
  - (b) provide any guarantee, security or the like to or on behalf of the Ultimate Beneficiaries.
- 43.6** The Company, for the current year as well as previous year, has not received any fund from any person(s) or entity(ies), including foreign entities (Funding Party) with the understanding (whether recorded in writing or otherwise) that the Company shall
- (a) directly or indirectly lend or invest in other persons or entities identified in any manner whatsoever by or on behalf of the Funding Party (Ultimate Beneficiaries) or
  - (b) provide any guarantee, security or the like on behalf of the Ultimate Beneficiaries.
- 43.7** The Company has not been declared as wilful defaulter by any bank or financial Institution or other lender, since the company has not undertaken any borrowing during the current year and previous year.
- 43.8** The Company has not made any investment in downstream companies during the current year and previous year. Hence the compliance under clause (87) of Section 2 of the Act read with the Companies (Restriction on Number of Layers) Rules, 2017 is not applicable.
- 43.9** The Company has not entered into any scheme of arrangement in terms of Sections 230 to 237 of the Companies Act, 2013 during the current year and previous year.
- 43.10** The Company has not revalued its Property, Plant and Equipment or intangible assets or both during the current year and previous year.
- 43.11** The Company has not granted/given any loans or advances during the current year and previous year to the promoters, directors, KMPs and the related parties (as defined under Companies Act, 2013), either severally or jointly with any other person, that are repayable on demand or without specifying any terms or period of repayment.
- 44** The Company has used accounting software for maintaining its books of account which has a feature of recording audit trail (edit log) facility and the same has operated throughout the year for all relevant transactions recorded in the software. Further current accounting software does not permit any changes or tempering in audit trail (edit log).

## 45 MAINTENANCE OF BOOKS OF ACCOUNTS AND SERVERS

The Company's books of accounts and relevant books and papers are accessible in India at all times and backup of accounts and other relevant books and papers are maintained in electronic mode within India and kept in servers physically located in India on daily basis. The Company has complied with the Rule 3 of Companies (Accounts) Rules, 2014.

# Notes to the Financial Statements

for the year ended March 31, 2026

## 46 SEGMENT REPORTING

The Managing Director and Chief Executive Officer of the Company, has been identified as the Chief Operating Decision Maker (CODM) as defined by Indian Accounting Standard 108 "Operating Segments". The CODM evaluates the Company's performance, allocates resources based on analysis of the various performance indicators of the Company as a single unit

The principal business of the Company is "Data entry and storage". All other activities of the Company revolve around its principal business. Therefore, directors have concluded that there is only reportable segment as per Indian Accounting Standard 108 "Operating Segments"

The Company's revenues are attributable to customers in India. All the non-current assets of the Company are located in India.

### Signatures to Notes 1 to 46 forming part of financial statements

As per our report of even date attached

**For S. R. Batliboi & Co. LLP**

Chartered Accountants  
ICAI Firm Registration No. 301003E/E300005

**Sd/-**

**Jitendra H. Ranawat**

Partner  
Membership No.103380

Place : Mumbai  
Date : April 22, 2026

For and on behalf of the Board of Directors of  
**CDSL Ventures Limited**

**Sd/-**

**Sunil Alvares**

Managing Director & CEO  
DIN: 08943476

**Sd/-**

**Mohini Kharpude**

Company Secretary  
M No. A31814

Place : Mumbai  
Date : April 22, 2026

**Sd/-**

**Swaroopkumar Gothi**

Director  
DIN: 10969020

**Sd/-**

**Preeti Gogate**

Chief Financial Officer

Place : Mumbai  
Date : April 22, 2026









# CDSL Ventures Limited

... exploring new horizons

Marathon Futurex, A-Wing, 25<sup>th</sup> Floor, N., M. Joshi Marg, Lower Parel, Mumbai 400013

Phone : 91-22-2302 3333, Fax : 91-22-2300 2043/36

[www.cvilindia.com](http://www.cvilindia.com)